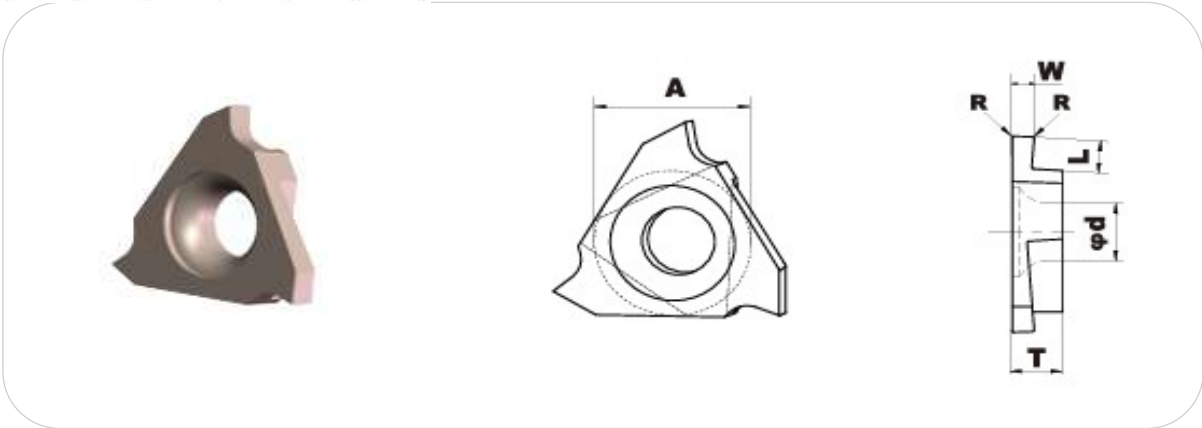
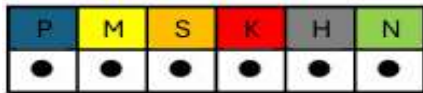


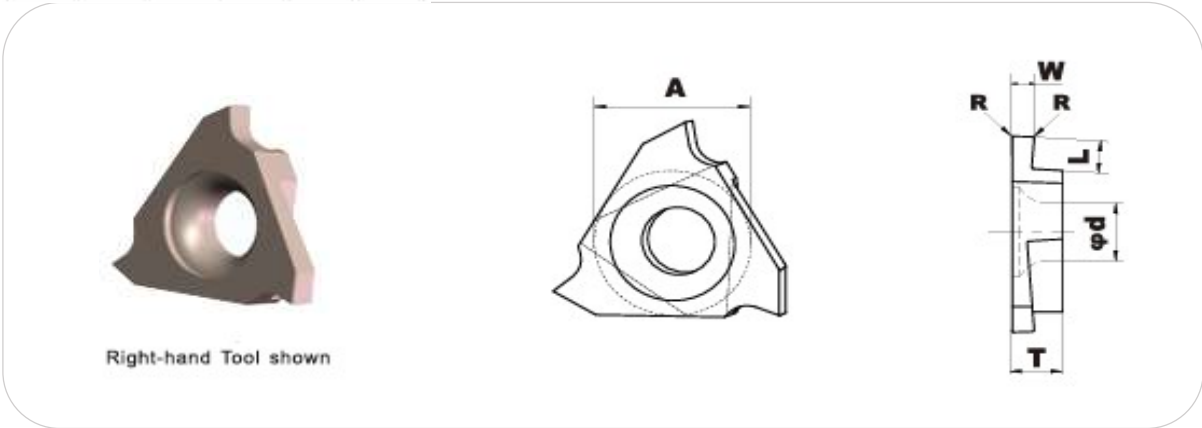
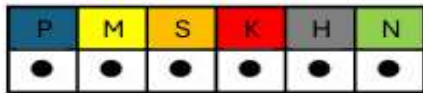
**BOR**  
**CARBIDE**



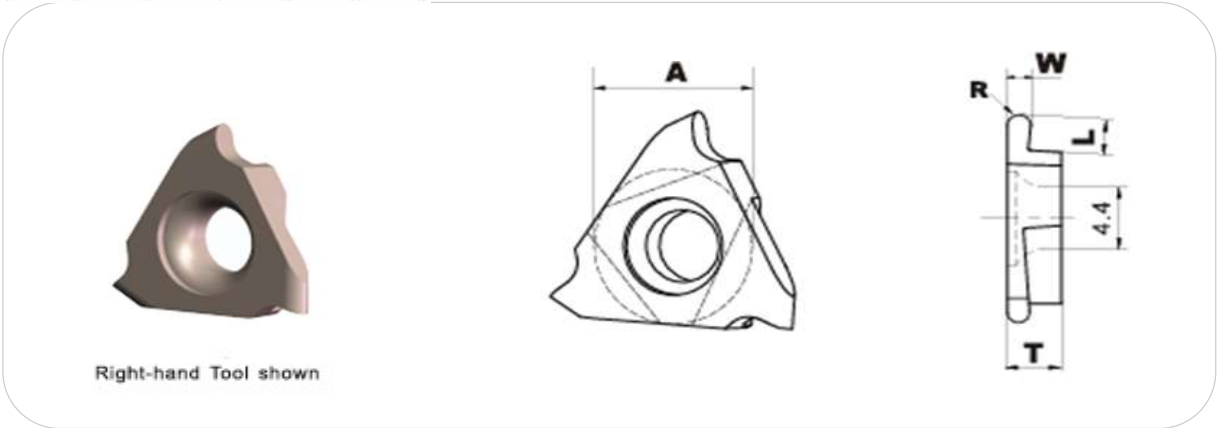
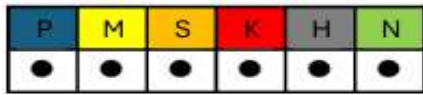
**GROOVING**  
**PARTING-OFF**



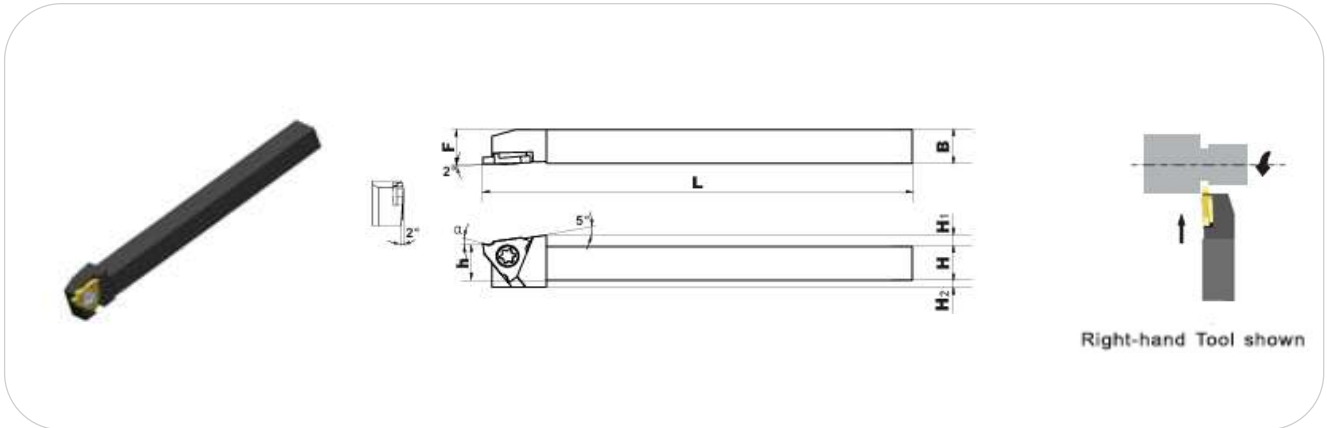
Code		Dimensions					
Right	Left	A	T	d	W	L	R
BCF32R033	BCF32L033	9,525	3,18	4,4	0,33	0,80	0,05
BCF32R040	BCF32L040				0,40		
BCF32R050	BCF32L050				0,50	1,20	
BCF32R060	BCF32L060				0,60	1,40	
BCF32R070	BCF32L070				0,70		
BCF32R075	BCF32L075				0,75	2,00	
BCF32R080	BCF32L080				0,80		
BCF32R085	BCF32L085				0,85		
BCF32R090	BCF32L090				0,90	2,20	
BCF32R095	BCF32L095				0,95		
BCF32R100	BCF32L100				1,00		
BCF32R105	BCF32L105				1,05		
BCF32R110	BCF32L110				1,10		
BCF32R115	BCF32L115				1,15		
BCF32R120	BCF32L120				1,20		
BCF32R125	BCF32L125				1,25		
BCF32R130	BCF32L130				1,30	0,10	
BCF32R135	BCF32L135				1,35		
BCF32R140	BCF32L140				1,40		
BCF32R145	BCF32L145				1,45		
BCF32R150	BCF32L150				1,50		
BCF32R160	BCF32L160				1,60		
BCF32R170	BCF32L170				1,70	2,70	
BCF32R175	BCF32L175				1,75		
BCF32R180	BCF32L180	1,80					
BCF32R185	BCF32L185	1,85					
BCF32R190	BCF32L190	1,90	3,00				
BCF32R200	BCF32L200	2,00					
BCF32R210	BCF32L210	2,10					
BCF32R220	BCF32L220	2,20					
BCF32R225	BCF32L225	2,25					
BCF32R230	BCF32L230	2,30					
BCF32R240	BCF32L240	2,40					



Code		Dimensions					
Right	Left	A	T	d	W	L	R
BCF32R250	BCF32L033	9,525	3,18	4,4	2,50	3,20	0,20
BCF32R260	BCF32L040				2,60		
BCF32R265	BCF32L050				2,65		
BCF32R270	BCF32L060				2,70		
BCF32R275	BCF32L070				2,75		
BCF32R280	BCF32L075				2,80		
BCF32R285	BCF32L080				2,85		
BCF32R290	BCF32L085				2,90		
BCF32R295	BCF32L090				2,95		
BCF32R300	BCF32L095				3,00		
BCF32R310	BCF32L100				3,10		
BCF32R315	BCF32L105				3,15		
BCF32R320	BCF32L110				3,20		



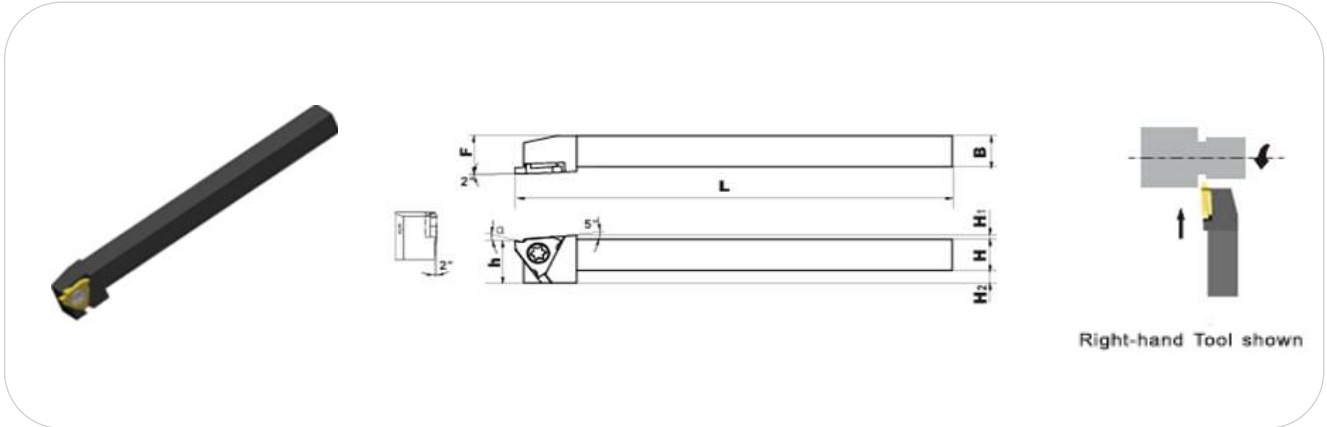
Code		Dimensions					
Right	Left	A	T	d	W	L	R
BCF32R040-R0,20	BCF32L040-R0,20	9,525	3,18	4,4	0,40	1,00	0,20
BCF32R050-R0,25	BCF32L050-R0,25				0,50	1,20	0,25
BCF32R060-R0,30	BCF32L060-R0,30				0,60	1,40	0,30
BCF32R080-R0,40	BCF32L080-R0,40				0,80	2,00	0,40
BCF32R100-R0,50	BCF32L100-R0,50				1,00	2,20	0,50
BCF32R120-R0,60	BCF32L120-R0,60				1,20		0,60
BCF32R150-R0,75	BCF32L150-R0,75				1,50	2,70	0,75
BCF32R200-R1,00	BCF32L200-R1,00				2,00		1,00
BCF32R250-R1,25	BCF32L250-R1,25				2,50	3,20	1,25
BCF32R300-R1,50	BCF32L300-R1,50				3,00		1,50



Code		Dimensions							Inserts	
Right	Left	H	H1	H2	h	B	F	L		
BCKTGFR1010H-16F	BCKTGFL1010H-16F	10	2,5	2	10	10	10	100	BCF32R	
BCKTGFR1212H-16F	BCKTGFL1212H-16F	12							(R-Hand Tool Holder For R-hand inserts)	
BCKTGFR1616H-16F	BCKTGFL1616H-16F	16							BCF32L	
BCKTGFR2020K-16F	BCKTGFL2020K-16F	20						(L-Hand Tool Holder For L-hand inserts)		
BCKTGFR2525M-16F	BCKTGFL2525M-16F	25								

It is necessary to use "Without Offset Type" in operating the automatic lathe.

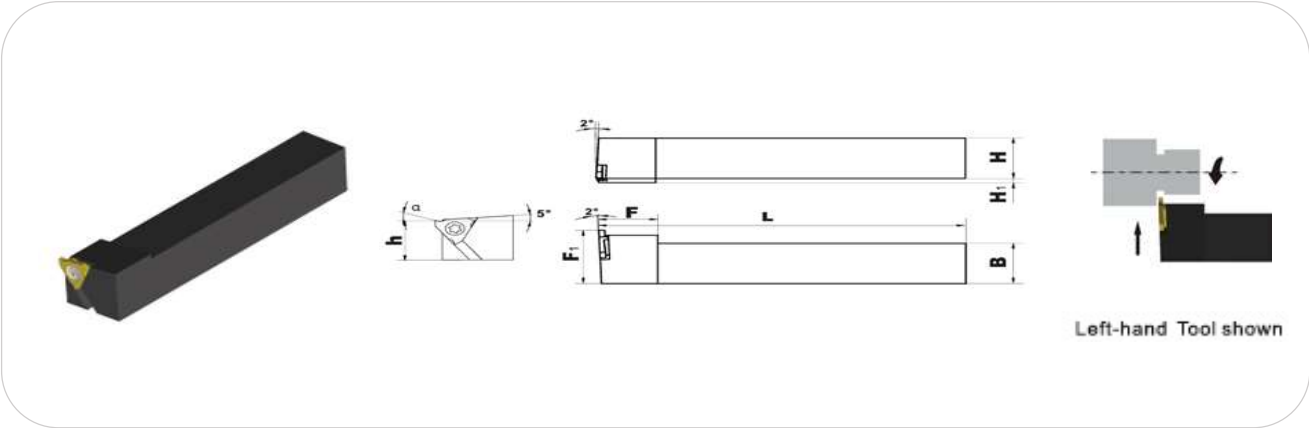
BCKTGF External Grooving Tool Holders(With Offset)



Code		Dimensions							Inserts	
Right	Left	H	H1	H2	h	B	F	L		
BCKTGFR1010H-16	BCKTGFL1010H-16	10	2,5	4	10	10	12	100	BCF32R	
BCKTGFR1212H-16	BCKTGFL1212H-16	12							(R-Hand Tool Holder For R-hand inserts)	
BCKTGFR1616H-16	BCKTGFL1616H-16	16							BCF32L	
BCKTGFR2020K-16	BCKTGFL2020K-16	20						(L-Hand Tool Holder For L-hand inserts)		
BCKTGFR2525M-16	BCKTGFL2525M-16	25								

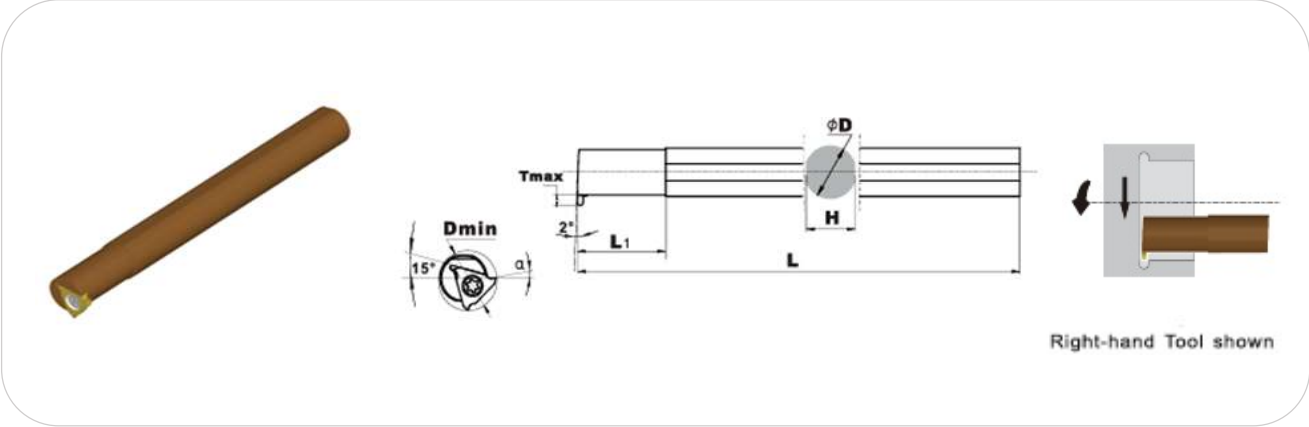
The difference between BCKTGF-F and BCKTGF toolholders:



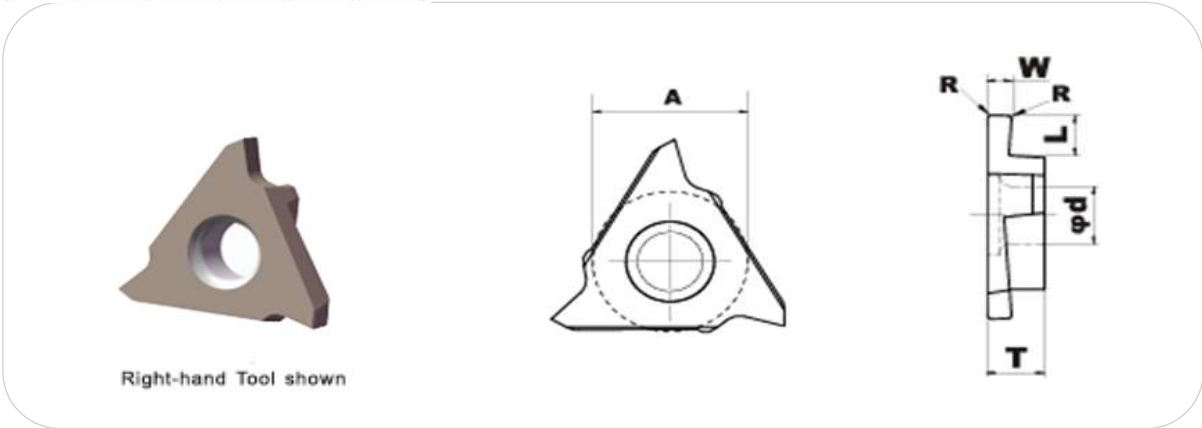
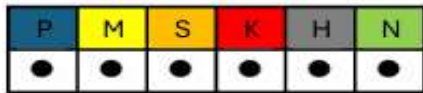


Code		Dimensions						Inserts	
Right	Left	H	H1	B	F	F1	L		
B-BCKTGFR-L1212H-16	B-BCKTGFL-L1212H-16	12	2,5	12	16	20	100	BCF32R (R-Hand Tool Holder For R-hand inserts)	BCF32L (L-Hand Tool Holder For
B-BCKTGFR-L1616H-16	B-BCKTGFL-L1616H-16	16		16	20	24			
B-BCKTGFR-L2020K-16	B-BCKTGFL-L2020K-16	20		20	25	30	125		
B-BCKTGFR-L2525M-16	B-BCKTGFL-L2525M-16	25		25	32	35	150		

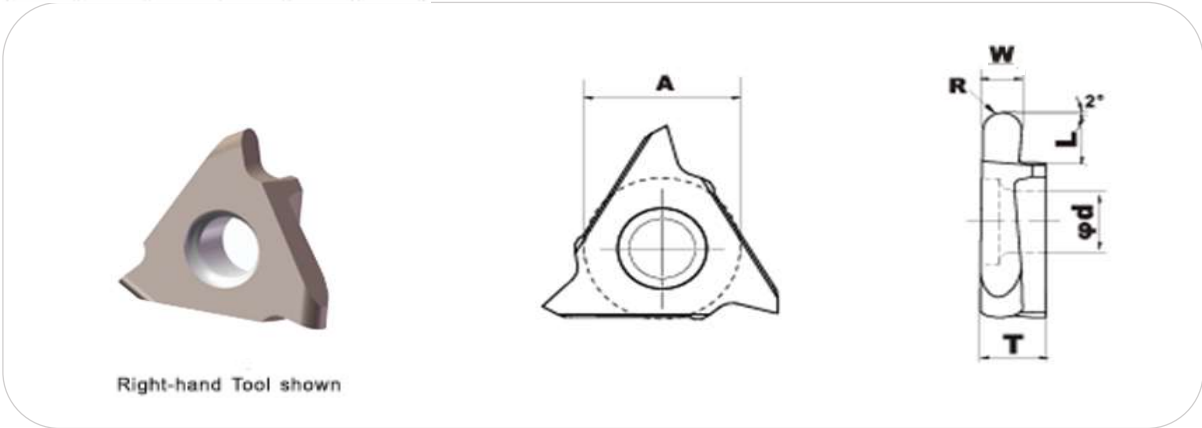
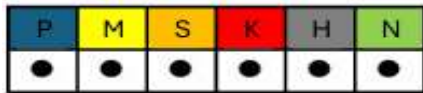
B-BCF32 Internal Grooving Tool Holder



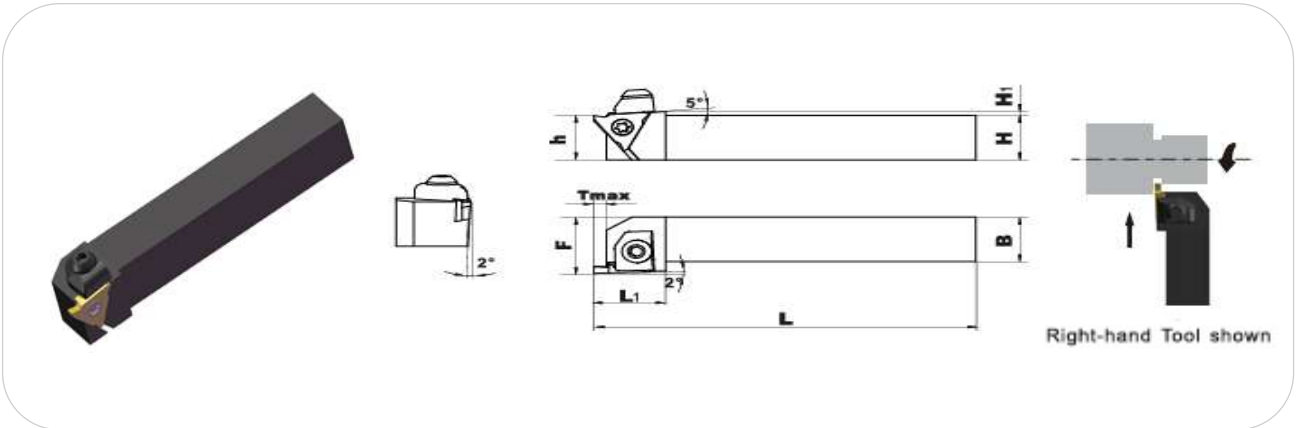
Code		Dimensions				Inserts	
Right	Left	H	d1	L	Dmin		
S16N-B-BCF32R16	S16N-B-BCF32L16	15	16	160	20	BCF32R (R-Hand Tool Holder For R-hand inserts)	BCF32L (L-Hand Tool Holder For
S20Q-B-BCF32R16	S20Q-B-BCF32L16	19	20	180	24		
S25R-B-BCF32R16	S25R-B-BCF32L16	23	25	200	29		
S32S-B-BCF32R16	S32S-B-BCF32L16	30	32	250	36		



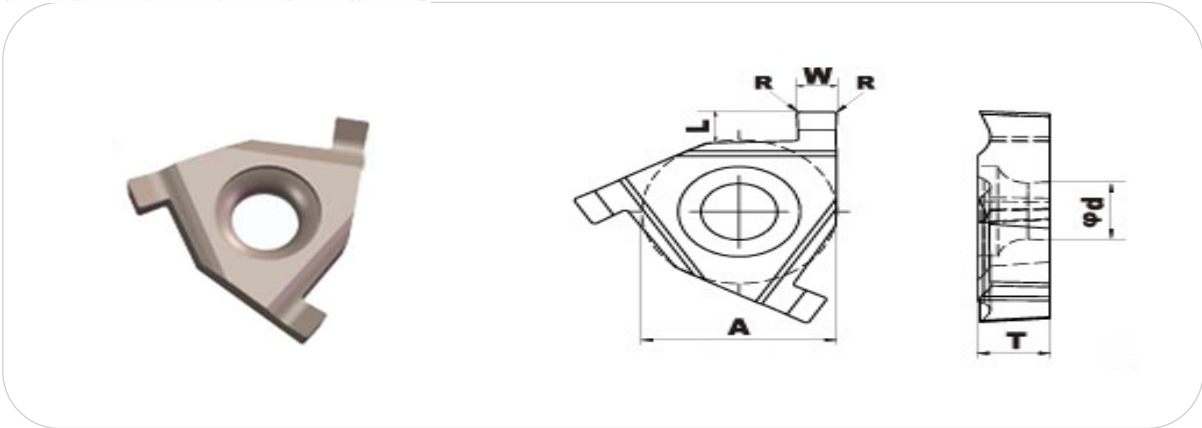
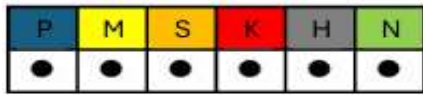
Code		DIMENSIONS					
RIGHT	LEFT	A	T	d	W	L	R
BCA43R100	BCA43L100	12,7	4,76	5,4	1,00	2,20	0,10
BCA43R120	BCA43L120				1,20		
BCA43R125	BCA43L125				1,25		
BCA43R140	BCA43L140				1,40	3,50	
BCA43R145	BCA43L145				1,45		
BCA43R150	BCA43L150				1,50		
BCA43R170	BCA43L170				1,70		
BCA43R175	BCA43L175				1,75		
BCA43R185	BCA43L185				1,85	0,20	
BCA43R200	BCA43L200				2,00		
BCA43R225	BCA43L225				2,25		
BCA43R230	BCA43L230				2,30		
BCA43R250	BCA43L250				2,50		
BCA43R265	BCA43L265				2,65	5,00	0,30
BCA43R280	BCA43L280				2,80		
BCA43R300	BCA43L300				3,00		
BCA43R330	BCA43L330				3,30		
BCA43R350	BCA43L350				3,50		
BCA43R360	BCA43L360				3,60		
BCA43R400	BCA43L400				4,00		
BCA43R420	BCA43L420	4,20					
BCA43R450	BCA43L450	4,50					
BCA43R480	BCA43L480	4,80					



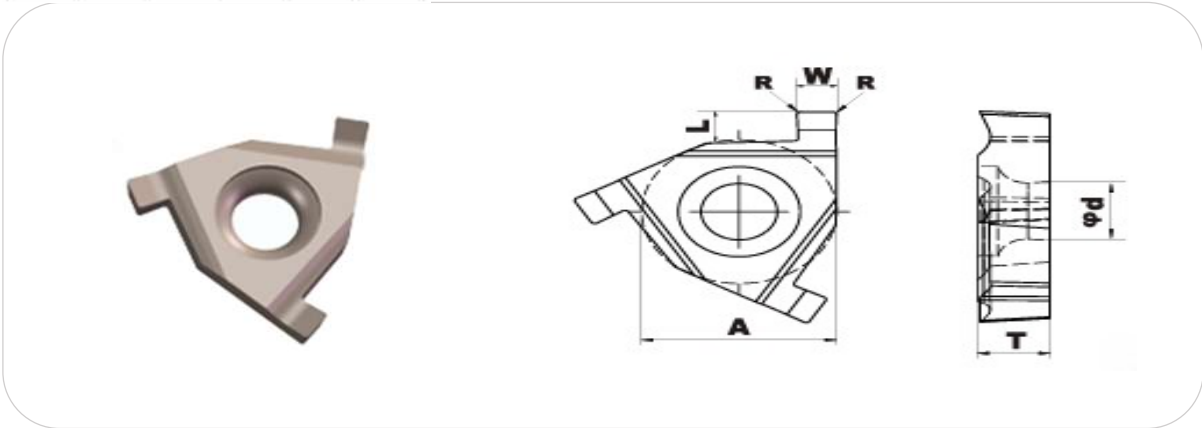
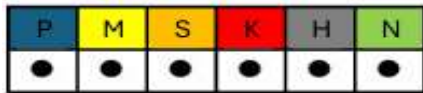
Code		DIMENSIONS						
RIGHT	LEFT	A	T	d	W	L	R	
BCA43R100-0,50	BCA43L100-0,50	12,7	4,76	5,4	1,00	2,00	0,50	
BCA43R120-0,60	BCA43L120-0,60				1,20			
BCA43R150-0,75	BCA43L150-0,75				1,50	3,50	1,00	
BCA43R200-100	BCA43L200-100				2,00			
BCA43R250-125	BCA43L250-125				2,50	5,00	1,25	
BCA43R300-150	BCA43L300-150				3,00			
BCA43R350-175	BCA43L350-175				3,50			1,75
BCA43R400-200	BCA43L400-200				4,00			



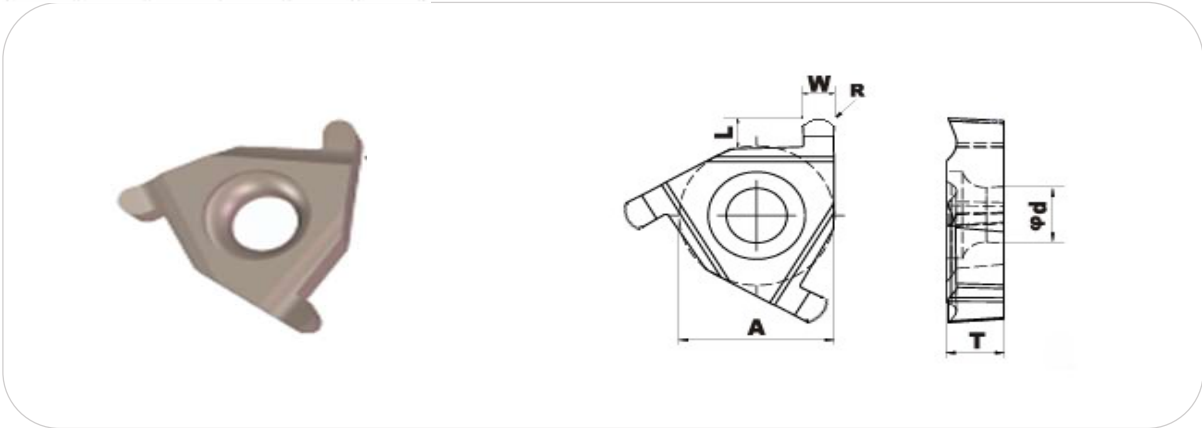
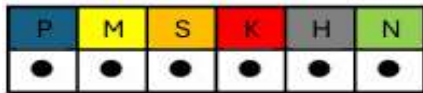
Code		Dimensions								Inserts	
Right	Left	H	B	h	H1	L	L1	F	Tmax		
KBCAR2020K22	KBCAL2020K22	20	20	20	4	125	25	25	5	BCA43R (R-Hand Tool Holder For R-hand inserts) BCA43L (L-Hand Tool Holder For L-hand inserts)	
KBCAR2525M22	KBCAL2525M22	25	25	25		150		32			
KBCAR3232P22	KBCAL3232P22	32	32	32		170		40			



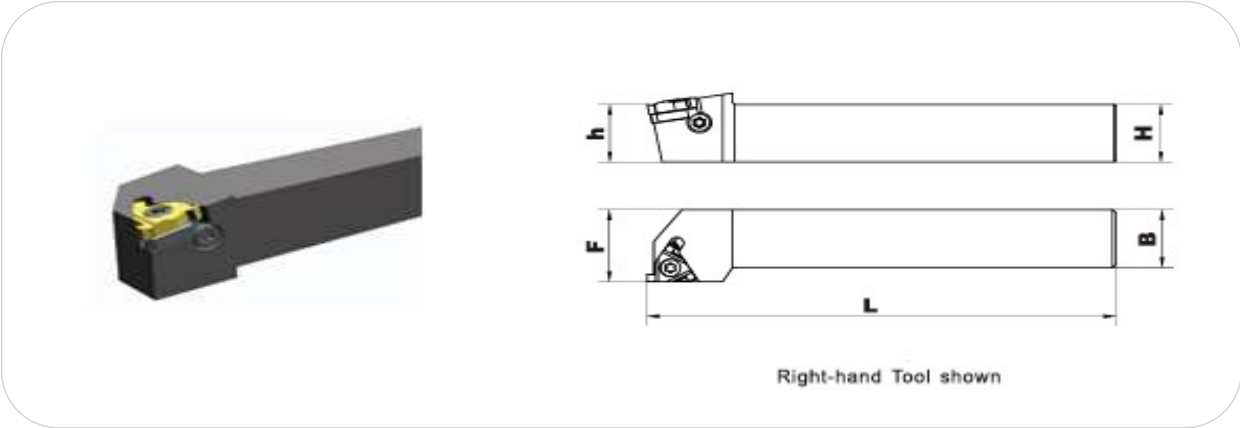
Code		Dimensions					
External	Internal	A	T	d	W	L	R
BT11E050	BT11N050	6,35	3,18	2,9	0,50	1,00	0,05
BT11E060	BT11N060				0,60		
BT11E070	BT11N070				0,70		
BT11E080	BT11N080				0,80		
BT11E090	BT11N090				0,90		
BT11E100	BT11N100				1,00		
BT11E110	BT11N110				1,10	1,50	0,10
BT11E120	BT11N120				1,20		
BT11E130	BT11N130				1,30		
BT11E140	BT11N140				1,40		
BT11E150	BT11N150				1,50		
BT11E160	BT11N160				1,60	1,40	
BT11E170	BT11N170				1,70	1,30	
BT11E180	BT11N180				1,80	1,30	
BT11E200	BT11N200				2,00	1,20	



Code		Dimensions					
External	Internal	A	T	d	W	L	R
BT16E050	BT16N050	6,35	3,18	2,9	0,50	1,60	0,05
BT16E060	BT16N060				0,60		
BT16E070	BT16N070				0,70		
BT16E080	BT16N080	9,525	3,65	4,0	0,80	2,10	0,10
BT16E090	BT16N090				0,90		
BT16E100	BT16N100				1,00		
BT16E110	BT16N110				1,10		
BT16E120	BT16N120				1,20		
BT16E130	BT16N130				1,30		
BT16E140	BT16N140				1,40		
BT16E150	BT16N150				1,50		
BT16E160	BT16N160				1,60		
BT16E170	BT16N170				1,70		
BT16E180	BT16N180				1,80		
BT16E200	BT16N200				2,00		
BT16E215	BT16N215				2,15		
BT16E230	BT16N230				2,30	2,00	
BT16E250	BT16N250				2,50		
BT16E265	BT16N265	2,65	2,20				
BT16E300	BT16N300	3,00	2,00				

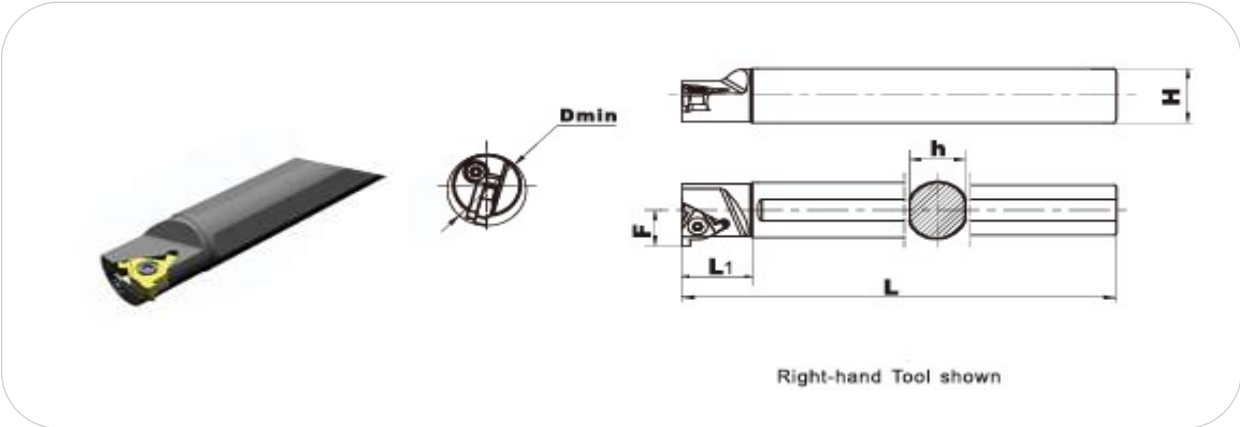


Code		Dimensions					
External	Internal	A	T	d	W	L	R
BT16E100-R050	BT16N100-R050	9,525	3,65	4,0	1,00	2,10	0,50
BT16E120-R060	BT16N120-R060				1,20		0,60
BT16E150-R075	BT16N150-R075				1,50		0,75
BT16E200-R100	BT16N200-R100				2,00	1,00	
BT16E250-R125	BT16N250-R125				2,50	1,25	
BT16E300-R150	BT16N300-R150				3,00		2,00

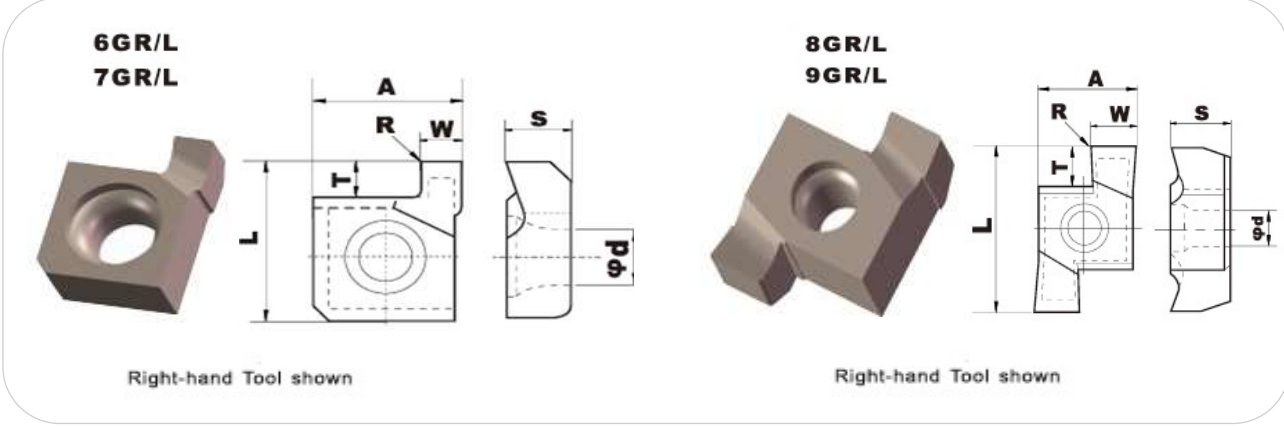


Code	Dimensions					Inserts	
	H	h	B	F	L		
BSER1212F16	12	12	12	16	80	BT16E	
BSER1616H16	16	16	16	20	100		
BSER2020K16	20	20	20	25	125		
BSER2525M16	25	25	25	32	150		
BSER3232P16	32	32	32	40	170		

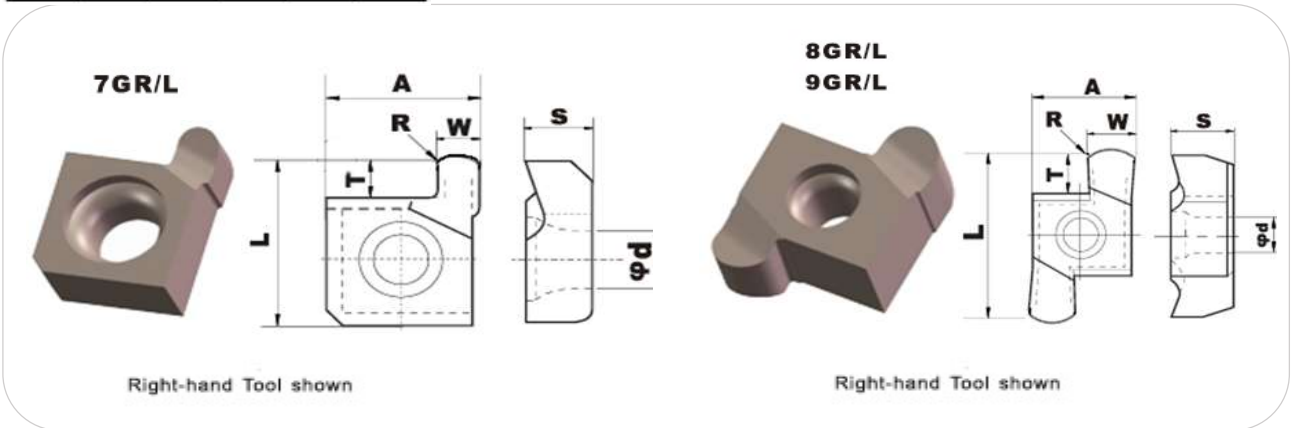
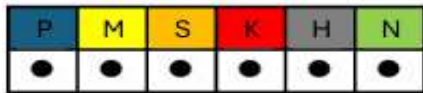
BT11N/BT16N Internal Grooving Tool Holder



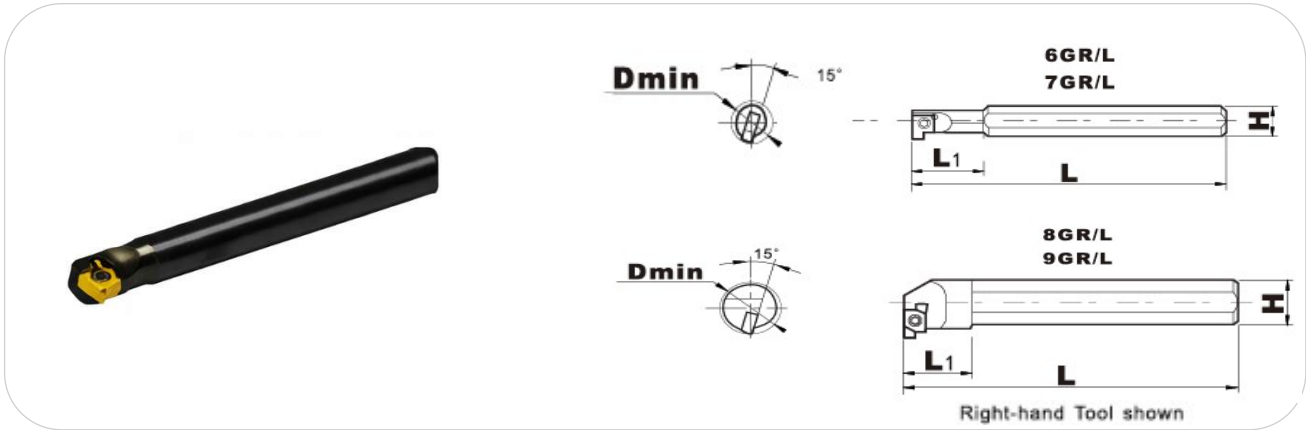
Code	Dimensions						Inserts	
	H	h	F	L1	L	Dmin		
BSNR0010H11	10	9	7,4	12	100	12	BT11N	
BSNR0012H11	12	11	8,4	15	125	15		
BSNR0013H11	13	12	8,9	25	150	15		
BSNR0013M16	13	12	10,2	25	150	16	BT16N	
BSNR0016M16	16	15	11,7	30	150	19		
BSNR0020Q16	20	18	13,7	32	180	24		
BSNR0025R16	25	23	16,2	35	200	29		
BSNR0032S16	32	30	19,7	36	250	36		
BSNR0040T16	40	37	23,7	45	300	44		
BSNR0050U16	50	46	28,7	55	350	54		



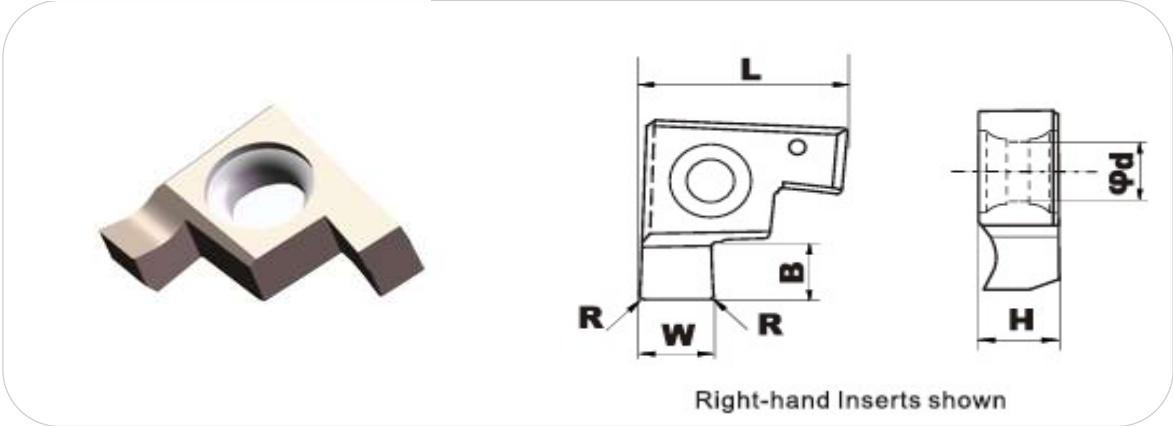
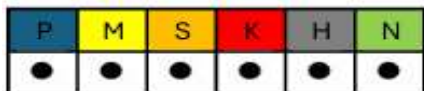
Code		Dimensions								
Right	Left	A	S	d	W	T	R	L		
B6GR100	B6GL100	5,60	2,34	2,30	1,00	1,50	0,20	6,44		
B6GR150	B6GL150				1,50					
B6GR200	B6GL200				2,00					
B7GR100	B7GL100		3,08	2,58	1,00				2,00	10,16
B7GR150	B7GL150				1,50					
B7GR200	B7GL200				2,00					
B8GR100	B8GL100	6,20	3,87	2,86	1,00	3,00	12,95			
B8GR150	B8GL150				1,50					
B8GR200	B8GL200				2,00					
B8GR250	B8GL250				2,50					
B8GR300	B8GL300				3,00					
B8GR350	B8GL350				3,50					
B9GR100	B9GL100	7,70	4,66	2,86	1,00	3,00	12,95			
B9GR150	B9GL150				1,50					
B9GR200	B9GL200				2,00					
B9GR250	B9GL250				2,50					
B9GR300	B9GL300				3,00					
B9GR350	B9GL350				3,50					



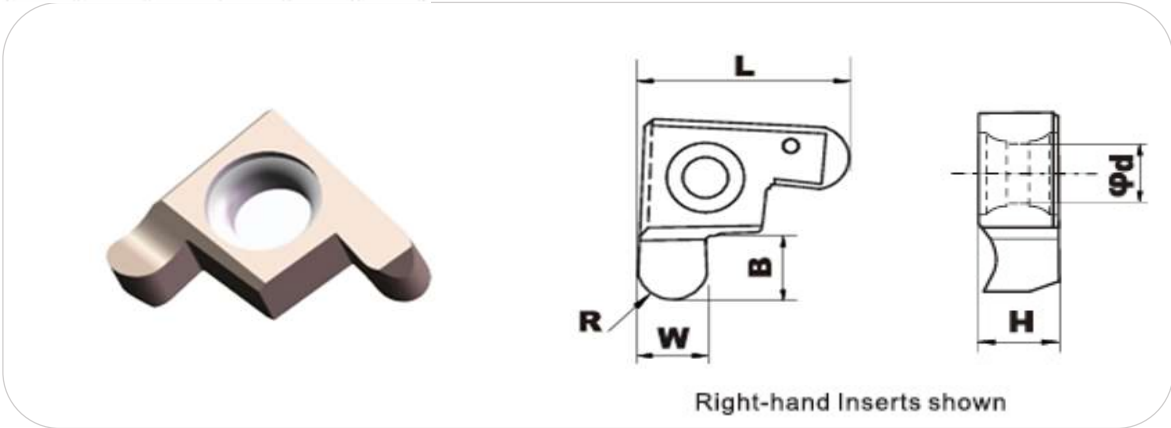
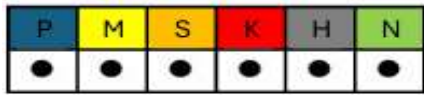
Code		Dimensions						
Right	Left	A	S	d	W	T	R	L
B7GR100-R050	B7GL100-R050	5,60	3,08	2,58	1,00	1,50	0,50	7,36
B7GR150-R075	B7GL150-R075				1,50		0,75	
B7GR200-R100	B7GL200-R100				2,00		1,00	
B8GR100-R050	B8GL100-R050	6,20	3,87	2,58	1,00	2,00	0,50	10,16
B8GR150-R075	B8GL150-R075				1,50		0,75	
B8GR200-R100	B8GL200-R100				2,00		1,00	
B8GR250-R125	B8GL250-R125				2,50		1,25	
B8GR300-R150	B8GL300-R150				3,00		1,50	
B8GR350-R175	B8GL350-R175				3,50		1,75	
B9GR100-R050	B9GL100-R050	7,70	4,66	2,86	1,00	3,00	0,50	12,95
B9GR150-R075	B9GL150-R075				1,50		0,75	
B9GR200-R100	B9GL200-R100				2,00		1,00	
B9GR250-R125	B9GL250-R125				2,50		1,25	
B9GR300-R150	B9GL300-R150				3,00		1,50	
B9GR350-R175	B9GL350-R175							



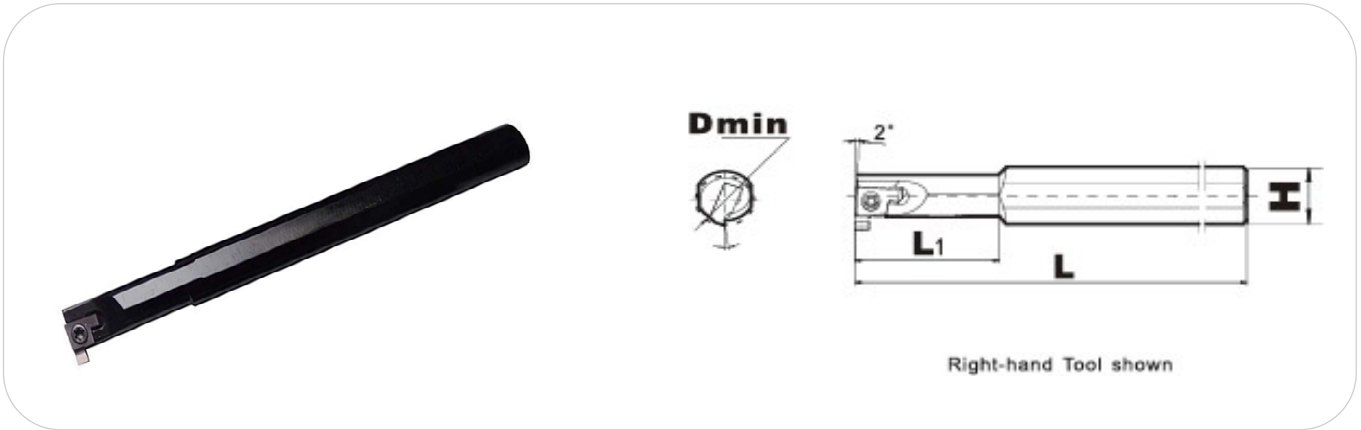
Code		Dimensions				Inserts
Right	Left	H	L1	L	Dmin	
BSNGR08H06	BSNGL08H06	8	18	100	8	B6GR/L
BSNGR08H07	BSNGL08H07	8	23	100	10	
BSNGR10K07	BSNGL10K07	10	29	125	12	B7GR/L
BSNGR10K08	BSNGL10K08	10	15	125	14	
BSNGR12M08	BSNGL12M08	12	18	125	16	B8GR/L
BSNGR16Q09	BSNGL16Q09	16	20	180	20	
BSNGR20R09	BSNGL20R09	20	25	200	24	B9GR/L



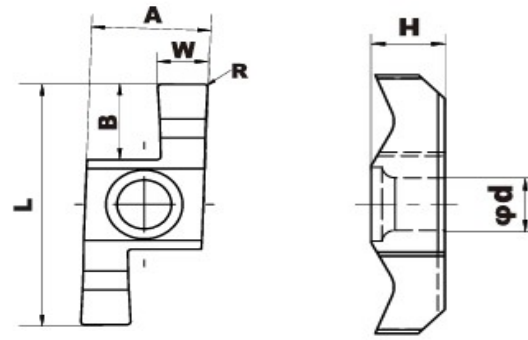

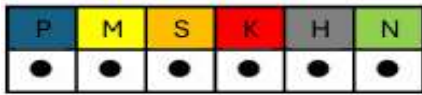
Code		Dimensions					
Right	Left	L	H	d	W	B	R
BGER100-A	BGEL100-A	6,69	2,58	2,50	1,00	1,50	0,10
BGER120-A	BGEL120-A				1,20		
BGER150-A	BGEL150-A				1,50		
BGER200-A	BGEL200-A				2,00		
BGER100-B	BGEL100-B	8,46	3,18	2,80	1,00	2,20	0,10
BGER120-B	BGEL120-B				1,20		
BGER150-B	BGEL150-B				1,50		
BGER200-B	BGEL200-B				2,00	0,20	
BGER250-B	BGEL250-B				2,50		
BGER300-B	BGEL300-B				3,00		



Code		Dimensions					
Right	Left	L	H	d	W	B	R
BGER100-050AR	BGEL100-050AR	6,69	2,58	2,50	1,00	1,50	0,50
BGER150-075AR	BGEL150-075AR				1,50		0,75
BGER200-100AR	BGEL200-100AR				2,00		1,00
BGER100-050BR	BGEL100-050BR				1,00		0,50
BGER120-060BR	BGEL120-060BR	8,46	3,18	2,80	1,20	2,20	0,60
BGER150-075BR	BGEL150-075BR				1,50		0,75
BGER200-100BR	BGEL200-100BR				2,00		1,00
BGER250-125BR	BGEL250-125BR				2,50		1,25
BGER300-150BR	BGEL300-150BR				3,00		1,50

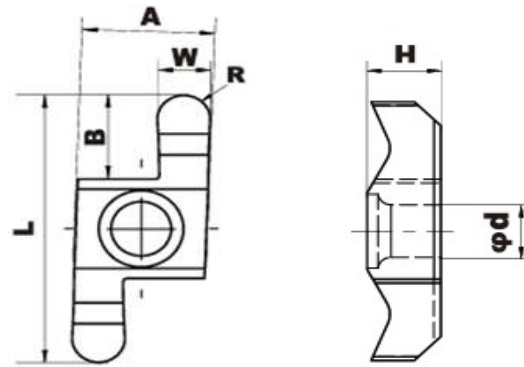

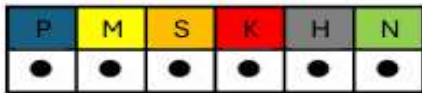


Code		Dimensions				Inserts
Right	Left	H	L1	L	Dmin	
BSIGER0808A-EH	BSIGEL0808A-EH	8	20	100	8	BGER/L-A
BSIGER1010B-EH	BSIGEL1010B-EH	10	25	125	10	BGER/L-B
BSIGER1210B-EH	BSIGEL1210B-EH	10	30		12	



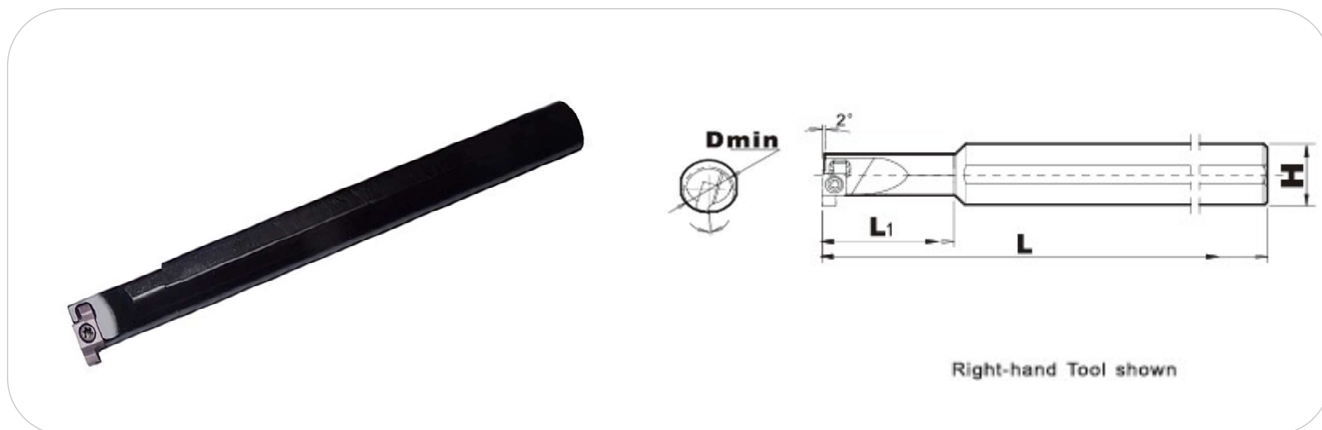
Right-hand Inserts shown

Code		Dimensions						
Right	Left	L	A	H	d	W	B	R
BGER100-C	BGEL100-C	11,48	5,80	4,05	2,80	1,00	2,50	0,10
BGER120-C	BGEL120-C					1,20		
BGER150-C	BGEL150-C					1,50		
BGER200-C	BGEL200-C					2,00		0,20
BGER250-C	BGEL250-C					2,50		
BGER300-C	BGEL300-C					3,00		
BGER350-C	BGEL350-C					3,50		
BGER100-D	BGEL100-D	16,44	6,80	5,05	3,40	1,00	4,50	0,10
BGER120-D	BGEL120-D					1,20		
BGER150-D	BGEL150-D					1,50		
BGER200-D	BGEL200-D					2,00		0,20
BGER250-D	BGEL250-D					2,50		
BGER300-D	BGEL300-D					3,00		
BGER350-D	BGEL350-D					3,50		
BGER400-D	BGEL400-D	4,00						
BGER100-E	BGEL100-E	21,66	9,54	5,55	4,40	1,00	6,50	0,10
BGER120-E	BGEL120-E					1,20		
BGER150-E	BGEL150-E					1,50		
BGER200-E	BGEL200-E					2,00		0,20
BGER250-E	BGEL250-E					2,50		
BGER300-E	BGEL300-E					3,00		
BGER350-E	BGEL350-E					3,50		
BGER400-E	BGEL400-E					4,00		
BGER450-E	BGEL450-E					4,50		
BGER500-E	BGEL500-E					5,00		

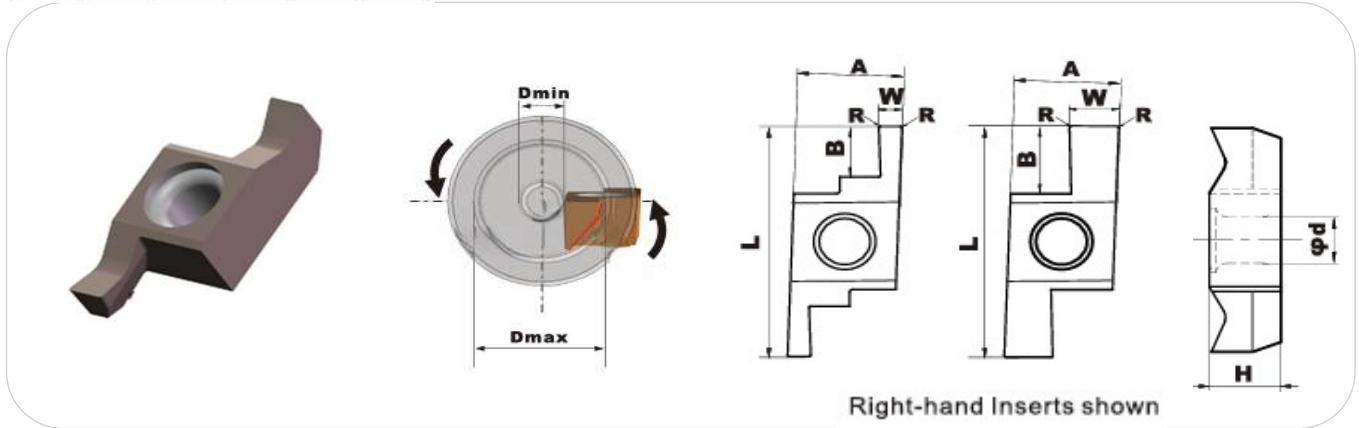
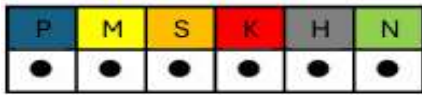


Right-hand Inserts shown

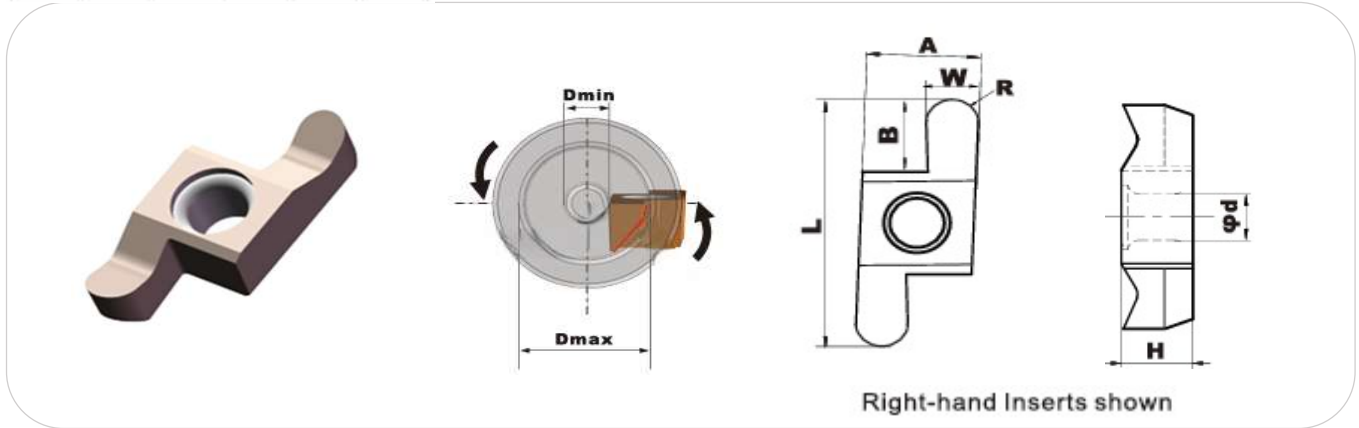
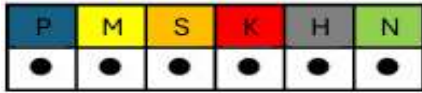
Code		Dimensions						
Right	Left	L	A	H	d	W	B	R
BGER100-050CR	BGEL100-050CR	11,48	5,80	4,05	2,80	1,00	2,50	0,50
BGER120-060CR	BGEL120-060CR					1,20		0,60
BGER150-075CR	BGEL150-075CR					1,50		0,75
BGER200-100CR	BGEL200-100CR					2,00		1,00
BGER250-125CR	BGEL250-125CR					2,50		1,25
BGER300-150CR	BGEL300-150CR					3,00		1,50
BGER100-050DR	BGEL100-050DR	16,44	6,80	5,05	3,40	1,00	4,50	0,50
BGER120-060DR	BGEL120-060DR					1,20		0,60
BGER150-075DR	BGEL150-075DR					1,50		0,75
BGER200-100DR	BGEL200-100DR					2,00		1,00
BGER250-125DR	BGEL250-125DR					2,50		1,25
BGER300-150DR	BGEL300-150DR					3,00		1,50
BGER350-175DR	BGEL350-175DR					3,50		1,75
BGER400-200DR	BGEL400-200DR					4,00		2,00
BGER100-050ER	BGEL100-050ER	21,66	9,54	5,55	4,40	1,00	6,50	0,50
BGER120-060ER	BGEL120-060ER					1,20		0,60
BGER150-075ER	BGEL150-075ER					1,50		0,75
BGER200-100ER	BGEL200-100ER					2,00		1,00
BGER250-125ER	BGEL250-125ER					2,50		1,25
BGER300-150ER	BGEL300-150ER					3,00		1,50
BGER350-175ER	BGEL350-175ER					3,50		1,75
BGER400-200ER	BGEL400-200ER					4,00		2,00
BGER450-225ER	BGEL450-225ER					4,50		2,25
BGER500-250ER	BGEL500-250ER					5,00		2,50



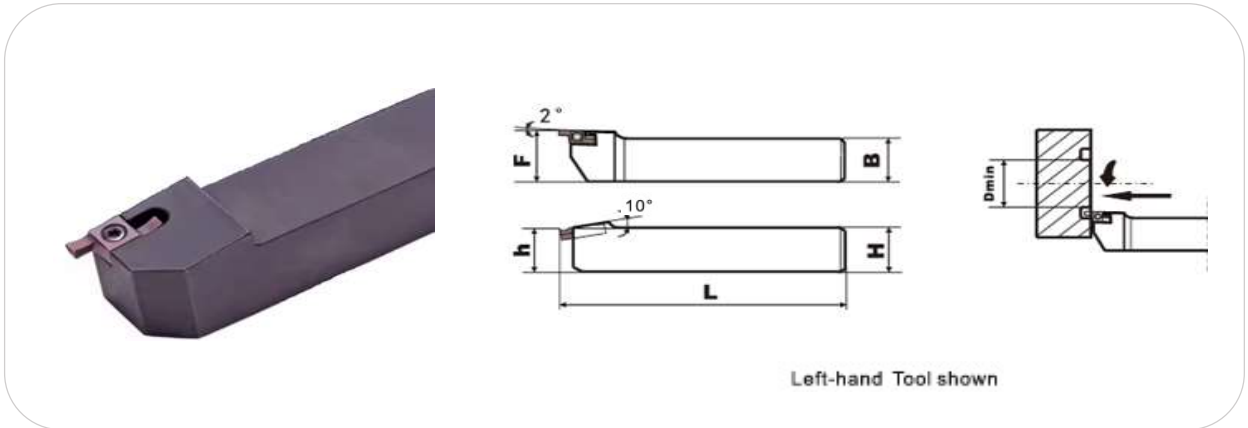
Code		Dimensions				Inserts
Right	Left	H	L1	L	Dmin	
BSIGER1412C-EH	BSIGEL1412C-EH	12	33	150	14	BGER/L-C
BSIGER1612C-EH	BSIGEL1612C-EH	12	20		16	
BSIGER1616C-EH	BSIGEL1616C-EH	16	36	160	16	
BSIGER2020D-EH	BSIGEL2020D-EH	20	40	180	20	BGER/L-D
BSIGER2525D-EH	BSIGEL2525D-EH	25	45	200	25	
BSIGER2525E-EH	BSIGEL2525E-EH	25	45		25	BGER/L-E
BSIGER3232E-EH	BSIGEL3232E-EH	32	55	220	32	



Code		Dimensions									
Right	Left	L	A	H	d	W	B	R	Dmin	Dmax	
BGER100-DD	BGEL100-DD	16,44	6,80	5,05	3,40	1,00	2,50	0,10	15		
BGER120-DD	BGEL120-DD					1,20					
BGER150-DD	BGEL150-DD					1,50	3,20	10			
BGER200-DD	BGEL200-DD					2,00					
BGER250-DD	BGEL250-DD					2,50	4,50				
BGER300-DD	BGEL300-DD					3,00					
BGER350-DD	BGEL350-DD					3,50					
BGER400-DD	BGEL400-DD					4,00					
BGER100-EE	BGEL100-EE	21,66	9,54	5,55	4,40	1,00	3,20		0,15	15	+∞
BGER120-EE	BGEL120-EE					1,20	4,50			10	
BGER150-EE	BGEL150-EE					1,50	6,50				
BGER200-EE	BGEL200-EE					2,00					
BGER250-EE	BGEL250-EE					2,50					
BGER300-EE	BGEL300-EE					3,00					
BGER350-EE	BGEL350-EE					3,50					
BGER400-EE	BGEL400-EE					4,00					
BGER450-EE	BGEL450-EE					4,50					
BGER500-EE	BGEL500-EE					5,00					

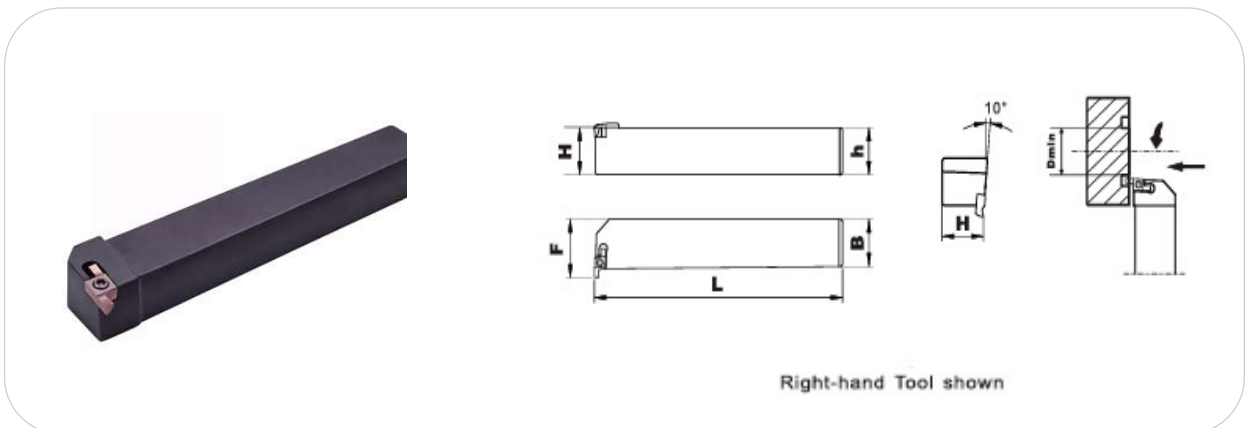


Code		Dimensions									
Right	Left	L	A	H	d	W	B	R	Dmin	Dmax	
BGER100-050DD	BGEL100-050DD	16,44	6,80	5,05	3,40	1,00	2,50	0,50	15		
BGER120-060DD	BGEL120-060DD					1,20		0,60			
BGER150-075DD	BGEL150-075DD					1,50	3,20	0,75			
BGER200-100DD	BGEL200-100DD					2,00	4,50	1,00			10
BGER250-125DD	BGEL250-125DD					2,50		1,25			
BGER300-150DD	BGEL300-150DD					3,00		1,50			
BGER350-175DD	BGEL350-175DD					3,50		1,75			
BGER400-200DD	BGEL400-200DD					4,00		2,00			
BGER150-075EE	BGEL150-075EE	21,66	9,54	5,55	4,40	1,50	3,20	0,75	15	+∞	
BGER200-100EE	BGEL200-100EE					2,00	4,50	1,00	10		
BGER250-125EE	BGEL250-125EE					2,50	6,50	1,25			
BGER300-150EE	BGEL300-150EE					3,00		1,50			
BGER350-175EE	BGEL350-175EE					3,50		1,75			
BGER400-200EE	BGEL400-200EE					4,00		2,00			
BGER450-225EE	BGEL450-225EE					4,50		2,25			
BGER500-250EE	BGEL500-250EE					5,00	2,50				



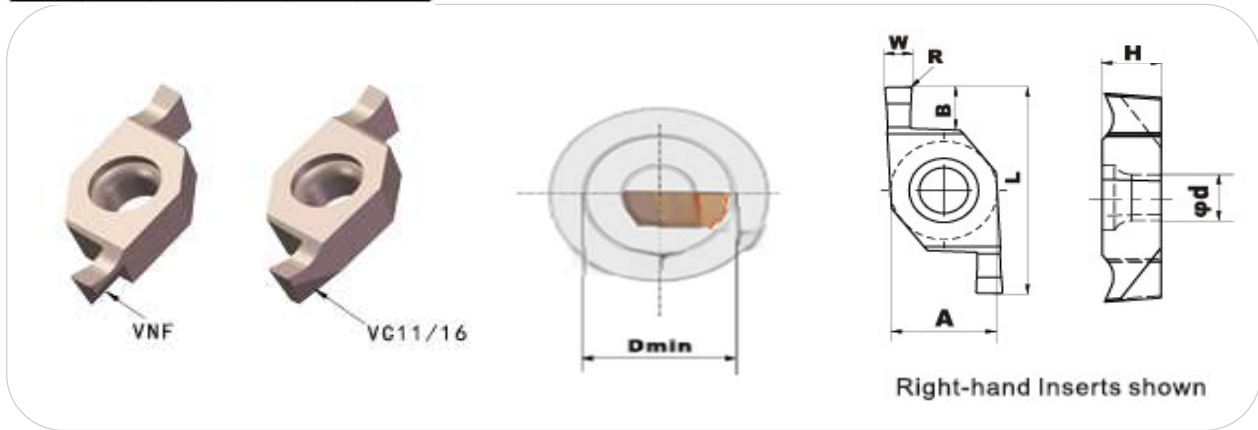
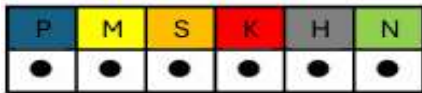
Left-hand Tool shown

Code		Dimensions						Dmin	Inserts
RIGHT	LEFT	H	h	B	F	L			
BSGER1212H-D	BSGEL1212H-D	12	12	12	16	100	10	BGER-DD/EE (For Left-Hand Tool Holder) BGEL-DD/EE (For Right-Hand Tool Holder)	
BSGER1616H-D	BSGEL1616H-D	16	16	16	20	100			
BSGER2020K-D	BSGEL2020K-D	20	20	20	25	125			
BSGER2525M-D	BSGEL2525M-D	25	25	25	32	150			
BSGER1212H-E	BSGEL1212H-E	12	12	12	16	100			
BSGER1616H-E	BSGEL1616H-E	16	16	16	20	100			
BSGER2020K-E	BSGEL2020K-E	20	20	20	25	125			
BSGER2525M-E	BSGEL2525M-E	25	25	25	32	150			

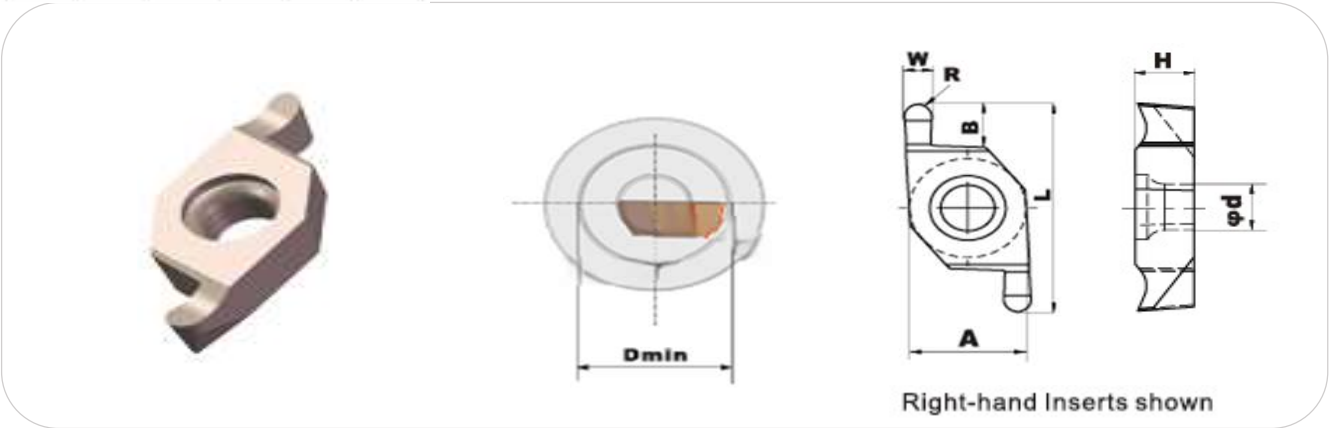
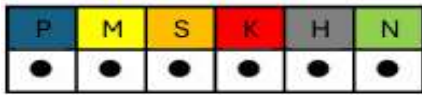


Right-hand Tool shown

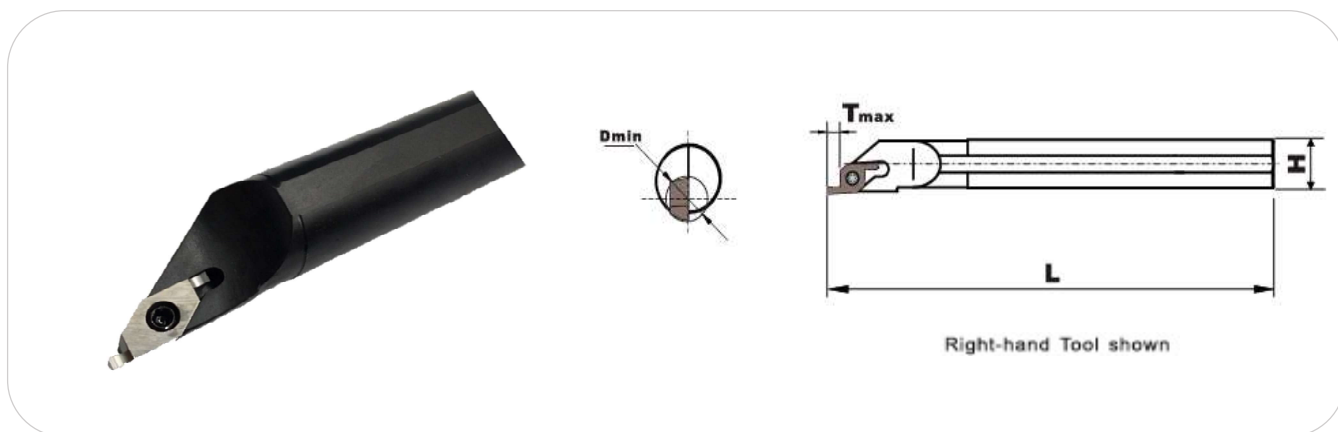
Code		Dimensions						Dmin	Inserts
RIGHT	LEFT	H	h	B	F	L			
BB-SGER1212H-D	BB-SGEL1212H-D	12	12	12	18	100	10	BGER-DD/EE (For Right-Hand Tool Holder) BGEL-DD/EE (For Left-Hand Tool Holder)	
BB-SGER1616H-D	BB-SGEL1616H-D	16	16	16	22	100			
BB-SGER2020K-D	BB-SGEL2020K-D	20	20	20	26	125			
BB-SGER2525M-D	BB-SGEL2525M-D	25	25	25	31	150			
BB-SGER1212H-E	BB-SGEL1212H-E	12	12	12	19	100			
BB-SGER1616H-E	BB-SGEL1616H-E	16	16	16	23	100			
BB-SGER2020K-E	BB-SGEL2020K-E	20	20	20	27	125			
BB-SGER2525M-E	BB-SGEL2525M-E	25	25	25	32	150			



Code		Dimensions							
Right	Left	L	A	H	d	W	B	R	Dmin
BVNF100RD6	BVNF100LD6	14,0	6,35	2,38	2,80	1,00	1,50	0,05	6
BVNF150RD6	BVNF150LD6			1,50		2,50			
BVNF200RD6	BVNF200LD6			2,00		3,00			
BVC1103R100	BVC1103L100	14,0	6,35	3,18	2,80	1,00	2,30		14
BVC1103R150	BVC1103L150					1,50	2,80		
BVC1103R200	BVC1103L200					2,00			
BVC1103R250	BVC1103L250					2,50			
BVC1604R100	BVC1604L100	19,0	9,525	4,76	4,40	1,00	2,60	0,15	20
BVC1604R150	BVC1604L150					1,50	3,60	0,20	
BVC1604R200	BVC1604L200					2,00	4,10		
BVC1604R250	BVC1604L250					2,50	5,10	0,30	
BVC1604R300	BVC1604L300					3,00			
BVC1604R350	BVC1604L350					3,50			
BVC1604R400	BVC1604L400					4,00			

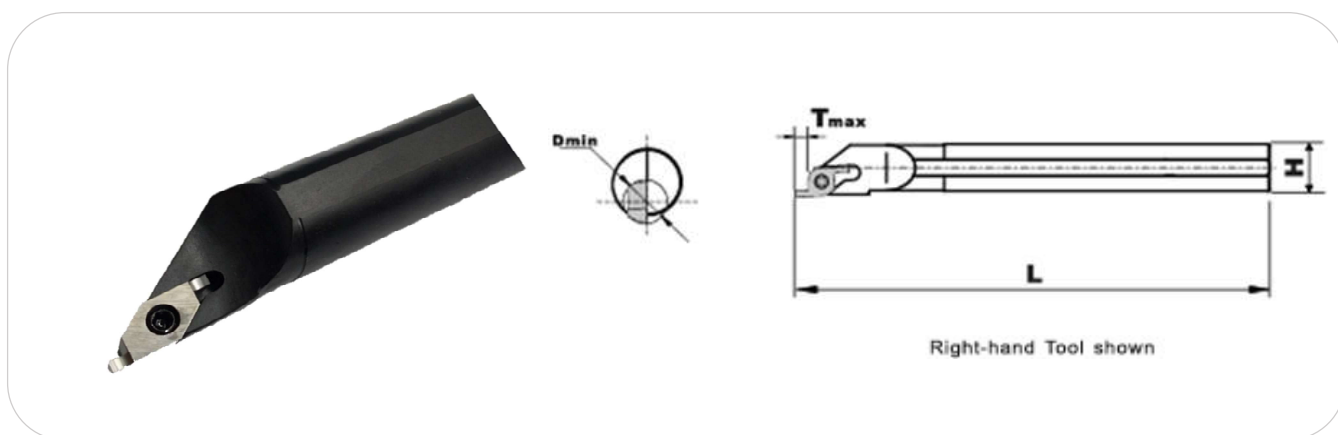


Code		Dimensions							
Right	Left	L	A	H	d	W	B	R	Dmin
BVNF100RD6-R050DMC	BVNF100LD6-R050DMC	14,0	6,35	2,38	2,80	1,00	1,50	0,50	6
BVNF150RD6-R075DMC	BVNF150LD6-R075DMC					1,50	2,50	0,75	
BVNF200RD6-R100DMC	BVNF200LD6-R100DMC					2,00	3,00	1,00	
BVC1103R100-R050	BVC1103L100-R050	14,0	6,35	3,18	2,80	1,00	2,30	0,50	14
BVC1103R150-R075	BVC1103L150-R075					1,50		0,75	
BVC1103R200-R100	BVC1103L200-R100					2,00	2,80	1,00	
BVC1103R250-R125	BVC1103L250-R125					2,50		1,25	
BVC1604R100-R050	BVC1604L100-R050	19,0	9,525	4,76	4,40	1,00	2,60	0,50	20
BVC1604R150-R075	BVC1604L150-R075					1,50	3,60	0,75	
BVC1604R200-R100	BVC1604L200-R100					2,00	4,10	1,00	
BVC1604R250-R125	BVC1604L250-R125					2,50	5,10	1,25	
BVC1604R300-R150	BVC1604L300-R150					3,00		1,50	
BVC1604R350-R175	BVC1604L350-R175					3,50		1,75	
BVC1604R400-R200	BVC1604L400-R200					4,00	4,60	2,00	

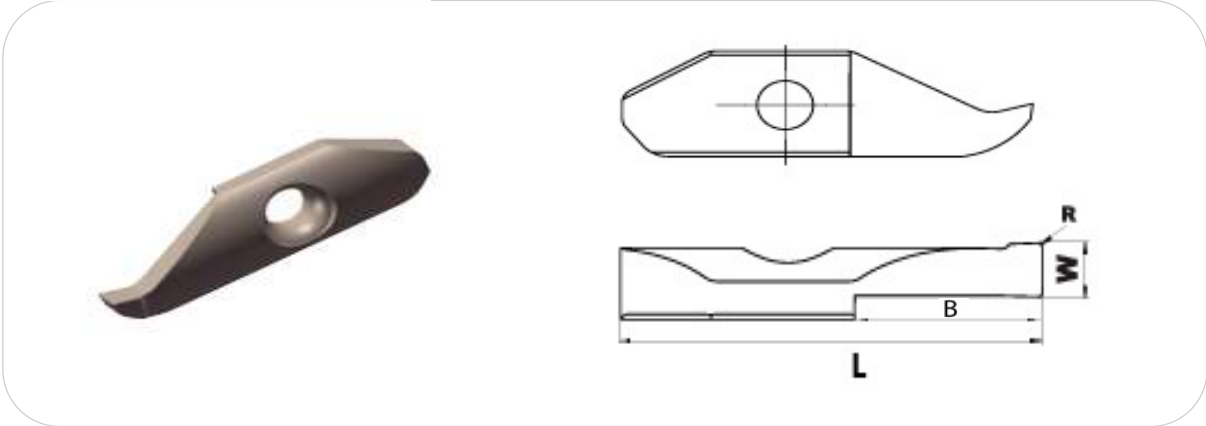


Code		Dimensions				Inserts
Right	Left	H	L	Tmax	Dmin	
BS10K-SVNFR11	BS10K-SVNFL11	10	125	3,0	6	BVNF
BS12M-SVNFR11	BS12M-SVNFL11	12	150			
BS16Q-SVNFR11	BS16Q-SVNFL11	16	180			
BS20Q-SVNFR11	BS20Q-SVNFL11	20				
BS25Q-SVNFR11	BS25Q-SVNFL11	25				

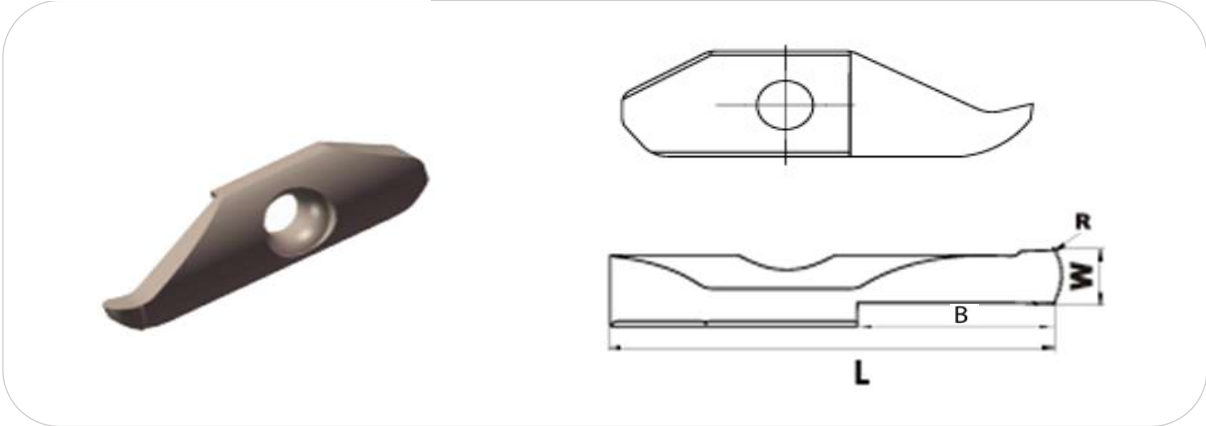
BVC11/BVC16 Internal Face Grooving Tool Holder



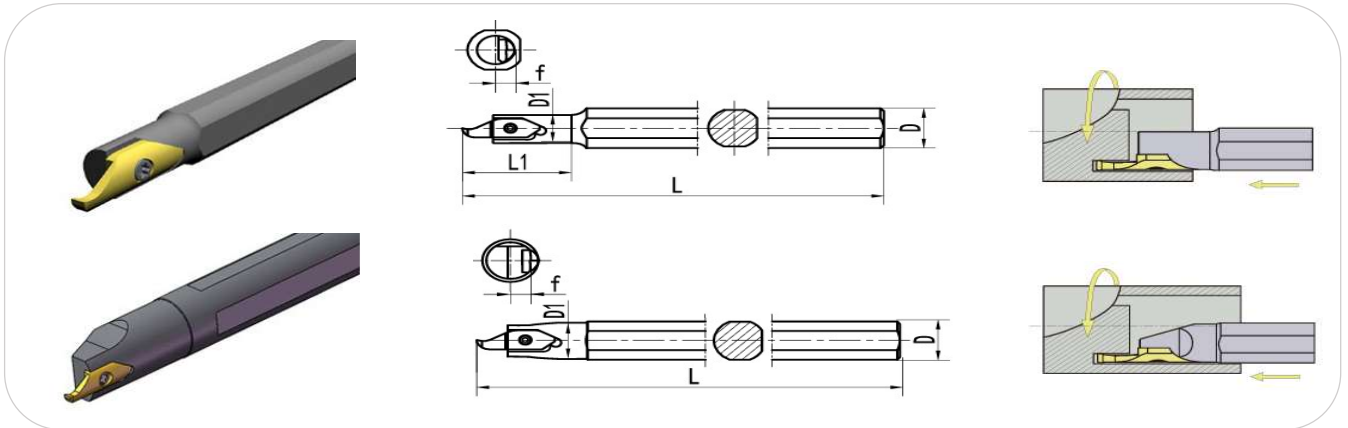
Code		Dimensions				Inserts
Right	Left	H	L	Tmax	Dmin	
BSGIVFR10K11	BSGIVFL10K11	10	125	2,8	14	BVC1103R
BSGIVFR12M11	BSGIVFL12M11	12	150			
BSGIVFR16Q11	BSGIVFL16Q11	16	180			
BSGIVFR16Q16	BSGIVFL16Q16	16				
BSGIVFR20R16	BSGIVFL20R16	20	200	5,1	20	BVC1604R
BSGIVFR25R16	BSGIVFL25R16	25				



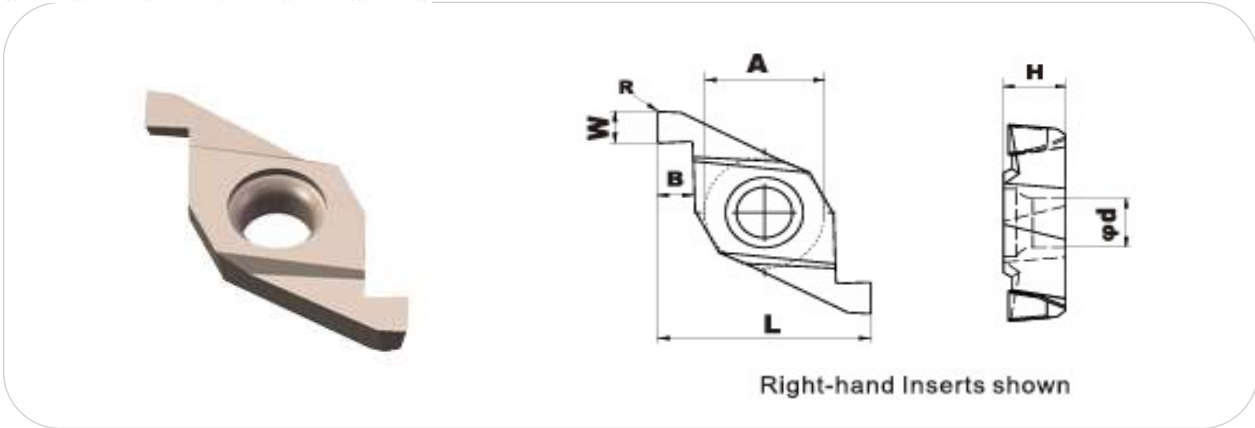
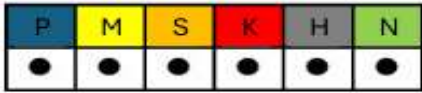
Code	Dimensions					
	W	B	R	L	Min	Max
<b>Right</b>						
BSPDR080DM06A	0,80	4,5	0,1	13,60	6	∞
BSPDR100DM06A	1,00	6,0	0,15			∞
BSPDR120DM06A	1,20	6,0				∞
BSPDR150DM06A	1,50	6,0				∞
BSPDR175DM06A	1,75	6,0				∞
BSPDR200DM06A	2,00	6,0				∞
BSPDR100DM10	1,00	5,4		0,2	25,10	10
BSPDR150DM10	1,50	6,4	32			
BSPDR200DM10	2,00	7,8	∞			
BSPDR250DM10	2,50	9,9	∞			
BSPDR300DM10	3,00	9,9	∞			



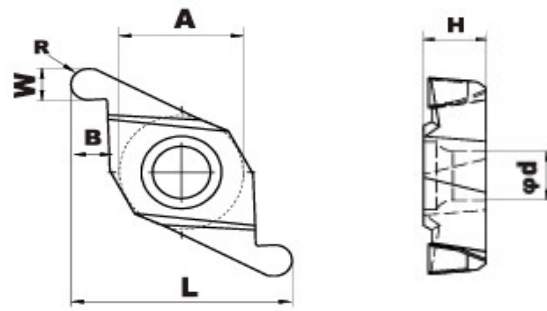
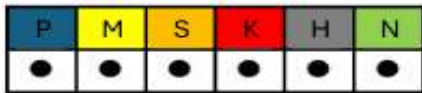
Code	Dimensions					
	W	B	R	L	Min	Max
<b>Right</b>						
BSPDR080DM06A-R040	0,80	4,5	0,40	13,60	6	∞
BSPDR100DM06A-R050	1,00	6,0	0,50			∞
BSPDR120DM06A-R060	1,20	6,0	0,60			∞
BSPDR150DM06A-R075	1,50	6,0	0,75			∞
BSPDR180DM06A-R090	1,80	6,0	0,90			∞
BSPDR200DM06A-R100	2,00	6,0	1,00			∞
BSPDR100DM10-R050	1,00	5,4	0,50	25,10	10	32
BSPDR150DM10-R075	1,50	6,4	0,75			32
BSPDR200DM10-R100	2,00	7,8	1,00			∞
BSPDR250DM10-R125	2,50	9,9	1,25			∞
BSPDR300DM10-R150	3,00	9,9	1,50			∞



Code	Dimensions					Inserts
	D	D1	L	L1	f	
BKSPDR0010F06A	10	6	90	18	3	BSPDR**DM06A
BKSPDR0012H06A	12		100		3	
BKSPDR0016K06A	16		125		3	
BKSPDR0012H10	12	10	100	32	5,2	BSPDR**DM10
BKSPDR0016K10	16		125	36	5,2	
BKSPDR0020M10	20		150	42	5,2	
BKSPDR0012K10F	12	11,5	125		6,8	
BKSPDR0016M10F	16	15,5	150		8,8	
BKSPDR0020P10F	20	19,5	170		10,8	

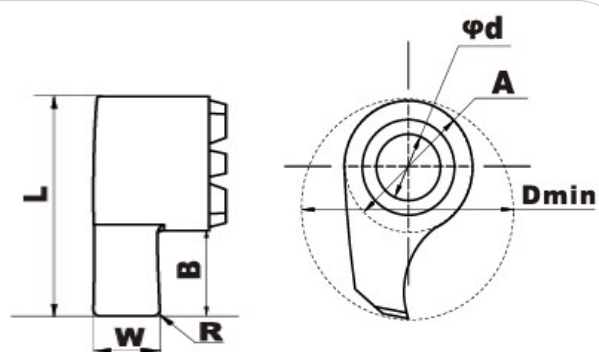


Code		Dimensions							
Right	Left	L	A	H	d	W	B	R	Dmin
BFVC1604R100	BFVC1604L100	18,5	9,525	4,76	4,40	1,00	1,50	0,10	18
BFVC1604R150	BFVC1604L150					1,50	1,60		
BFVC1604R200	BFVC1604L200					2,00	1,80	0,20	
BFVC1604R250	BFVC1604L250					2,50	2,30		
BFVC1604R300	BFVC1604L300					3,00	3,00		



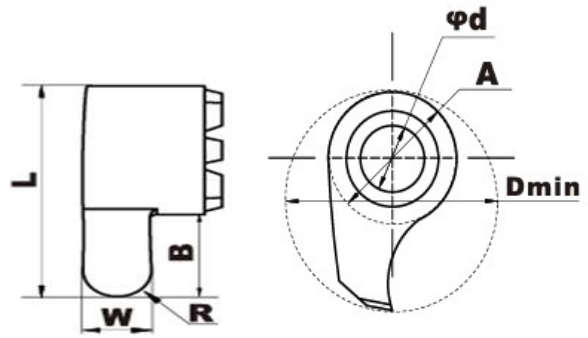
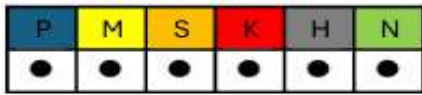
Right-hand Inserts shown

Code		Dimensions							
Right	Left	L	A	H	d	W	B	R	Dmin
BFVC1604R100-R050	BFVC1604L100-R050	18,5	9,525	4,76	4,40	1,00	1,50	0,50	18
BFVC1604R150-R075	BFVC1604L150-R075					1,50	1,60	0,75	
BFVC1604R200-R100	BFVC1604L200-R100					2,00	1,80	1,00	
BFVC1604R250-R125	BFVC1604L250-R125					2,50	2,30	1,25	
BFVC1604R300-R150	BFVC1604L300-R150					3,00	3,00	1,50	



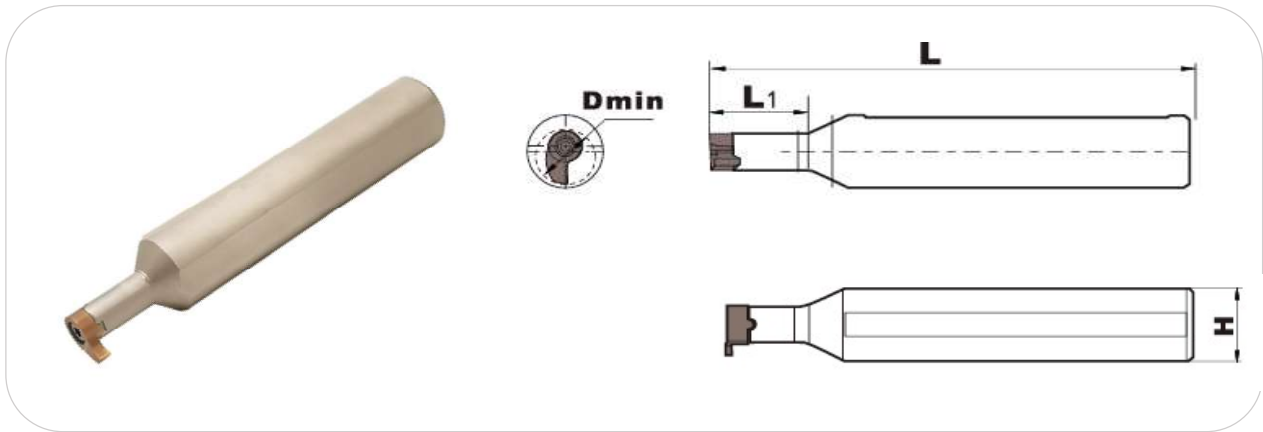
Right-hand Inserts shown

Code		Dimensions						
Right	Left	L	A	Dmin	d	W	B	R
BMB05GR100D09	BMB05GL100D09	8,3	5,0	9,0	2,50	1,00	2,80	0,10
BMB05GR150D09	BMB05GL150D09					1,50		
BMB05GR200D09	BMB05GL200D09					2,00		
BMB05GR250D09	BMB05GL250D09					2,50		
BMB05GR300D09	BMB05GL300D09					3,00		
BMB07GR100D12	BMB07GL100D12	11,0	7,0	12,0	3,40	1,00	3,50	0,10
BMB07GR150D12	BMB07GL150D12					1,50		
BMB07GR200D12	BMB07GL200D12					2,00		
BMB07GR250D12	BMB07GL250D12					2,50		
BMB07GR300D12	BMB07GL300D12					3,00		
BMB09GR100D17	BMB09GL100D17	16,0	9,0	17,0	4,40	1,00	6,50	0,10
BMB09GR150D17	BMB09GL150D17					1,50		
BMB09GR200D17	BMB09GL200D17					2,00		
BMB09GR250D17	BMB09GL250D17					2,50		
BMB09GR300D17	BMB09GL300D17					3,00		
BMB11GR100D20	BMB11GL100D20	19,5	11,0	20,0	5,40	1,00	8,00	0,10
BMB11GR150D20	BMB11GL150D20					1,50		
BMB11GR200D20	BMB11GL200D20					2,00		
BMB11GR250D20	BMB11GL250D20					2,50		
BMB11GR300D20	BMB11GL300D20					3,00		
BMB11GR350D20	BMB11GL350D20					3,50		
BMB11GR400D20	BMB11GL400D20					4,00		
								0,20

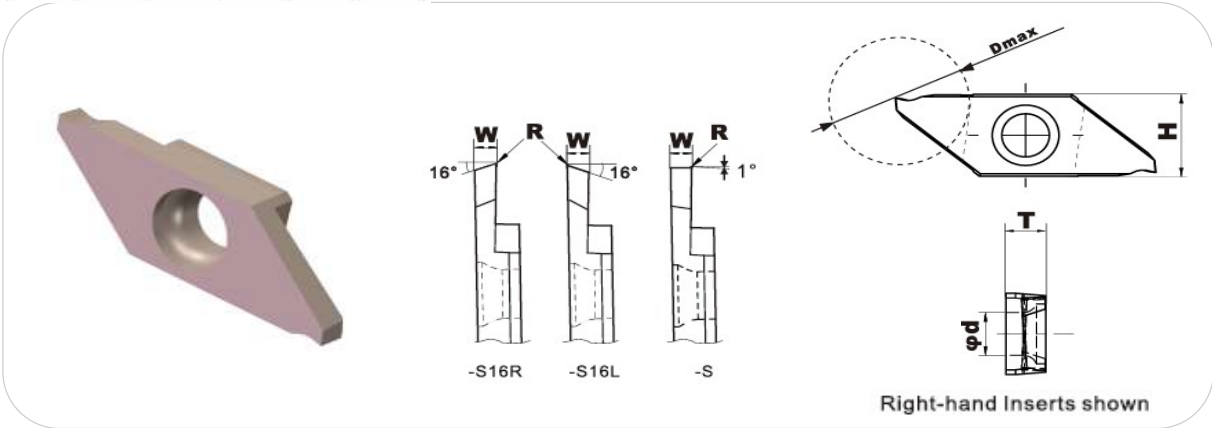
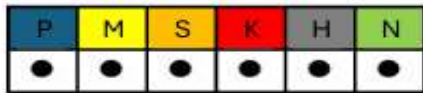


Right-hand Inserts shown

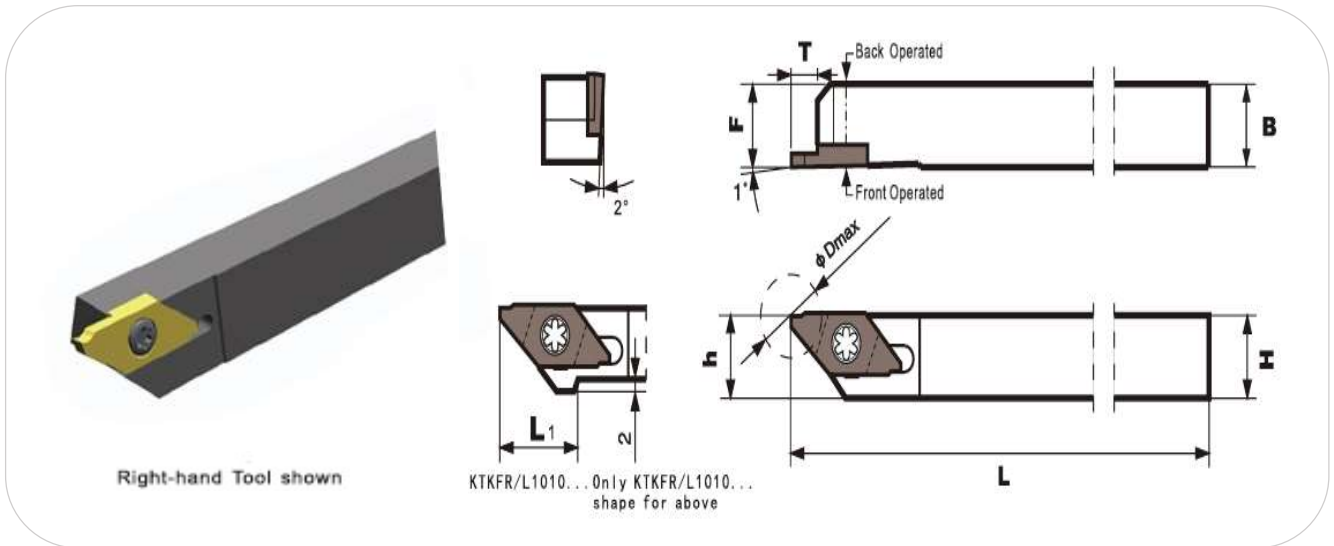
Code		Dimensions						
Right	Left	L	A	Dmin	d	W	B	R
BMB05GR100-R050D09	BMB05GL100-R050D09	8,3	5,0	9,0	2,50	1,00	2,80	0,50
BMB05GR150-R075D09	BMB05GL150-R075D09					1,50		0,75
BMB05GR200-R100D09	BMB05GL200-R100D09					2,00		1,00
BMB05GR250-R125D09	BMB05GL250-R125D09					2,50		1,25
BMB05GR300-R150D09	BMB05GL300-R150D09					3,00		1,50
BMB07GR100-R050D12	BMB07GL100-R050D12	11,0	7,0	12,0	3,40	1,00	3,50	0,50
BMB07GR150-R075D12	BMB07GL150-R075D12					1,50		0,75
BMB07GR200-R100D12	BMB07GL200-R100D12					2,00		1,00
BMB07GR250-R125D12	BMB07GL250-R125D12					2,50		1,25
BMB07GR300-R150D12	BMB07GL300-R150D12					3,00		1,50
BMB09GR100-R050D17	BMB09GL100-R050D17	16,0	9,0	17,0	4,40	1,00	6,50	0,50
BMB09GR150-R075D17	BMB09GL150-R075D17					1,50		0,75
BMB09GR200-R100D17	BMB09GL200-R100D17					2,00		1,00
BMB09GR250-R125D17	BMB09GL250-R125D17					2,50		1,25
BMB09GR300-R150D17	BMB09GL300-R150D17					3,00		1,50
BMB11GR100-R050D20	BMB11GL100-R050D20	19,5	11,0	20,0	5,40	1,00	8,00	0,50
BMB11GR150-R075D20	BMB11GL150-R075D20					1,50		0,75
BMB11GR200-R100D20	BMB11GL200-R100D20					2,00		1,00
BMB11GR250-R125D20	BMB11GL250-R125D20					2,50		1,25
BMB11GR300-R150D20	BMB11GL300-R150D20					3,00		1,50
BMB11GR350-R175D20	BMB11GL350-R175D20					3,50		1,75
BMB11GR400-R200D20	BMB11GL400-R200D20	4,00	2,00					



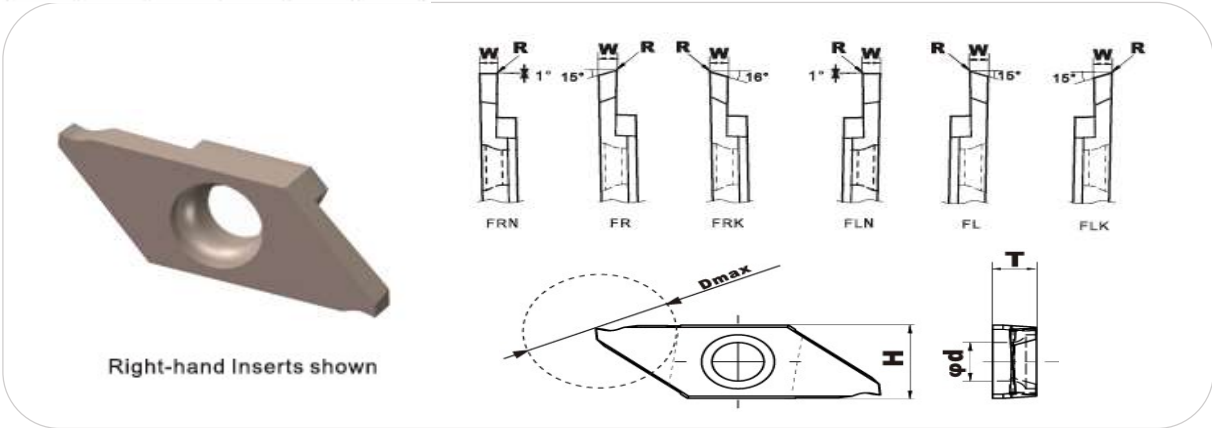
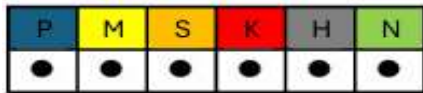
Code	Dimensions				Inserts
	H	L1	L	Dmin	
BMG-H12-28-05	12	28	100	9	BMB05GR/L
BMG-H16-20-07	16	20	125	12	BMB07GR/L
BMG-H16-30-09	16	30		17	BMB09GR/L
BMG-H20-40-11	20	40		20	BMB11GR/L



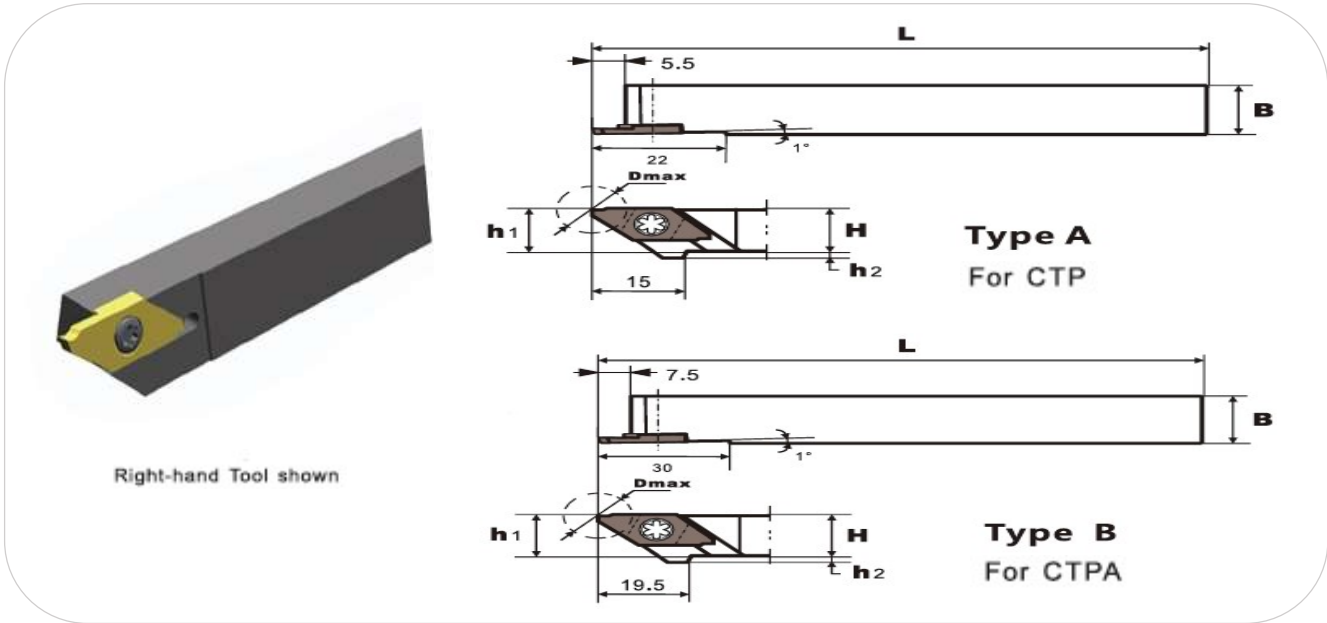
Code		Dimensions					
Right	Left	W	Dmax	T	H	d	R
BTKF12R050-S	BTKF12L050-S	0,50	5,0	3,0	8,70	5	0,05
BTKF12R070-S	BTKF12L070-S	0,70	8,0				
BTKF12R100-S	BTKF12L100-S	1,00	12,0				
BTKF12R150-S	BTKF12L150-S	1,50					
BTKF12R200-S	BTKF12L200-S	2,00					
BTKF12R050-S-S16R	BTKF12L050-S-S16R	0,50					
BTKF12R070-S-S16R	BTKF12L070-S-S16R	0,70	8,0				
BTKF12R100-S-S16R	BTKF12L100-S-S16R	1,00	12,0	4,0	9,50	5	0,05
BTKF12R150-S-S16R	BTKF12L150-S-S16R	1,50					
BTKF12R200-S-S16R	BTKF12L200-S-S16R	2,00					
BTKF16R100-S	BTKF16L100-S	1,00					
BTKF16R150-S	BTKF16L150-S	1,50					
BTKF16R200-S	BTKF16L200-S	2,00					
BTKF16R250-S	BTKF16L250-S	2,50					
BTKF16R300-S	BTKF16L300-S	3,00					
BTKF16R100-S-S16R	BTKF16L100-S-S16R	1,00					
BTKF16R150-S-S16R	BTKF16L150-S-S16R	1,50					
BTKF16R200-S-S16R	BTKF16L200-S-S16R	2,00					



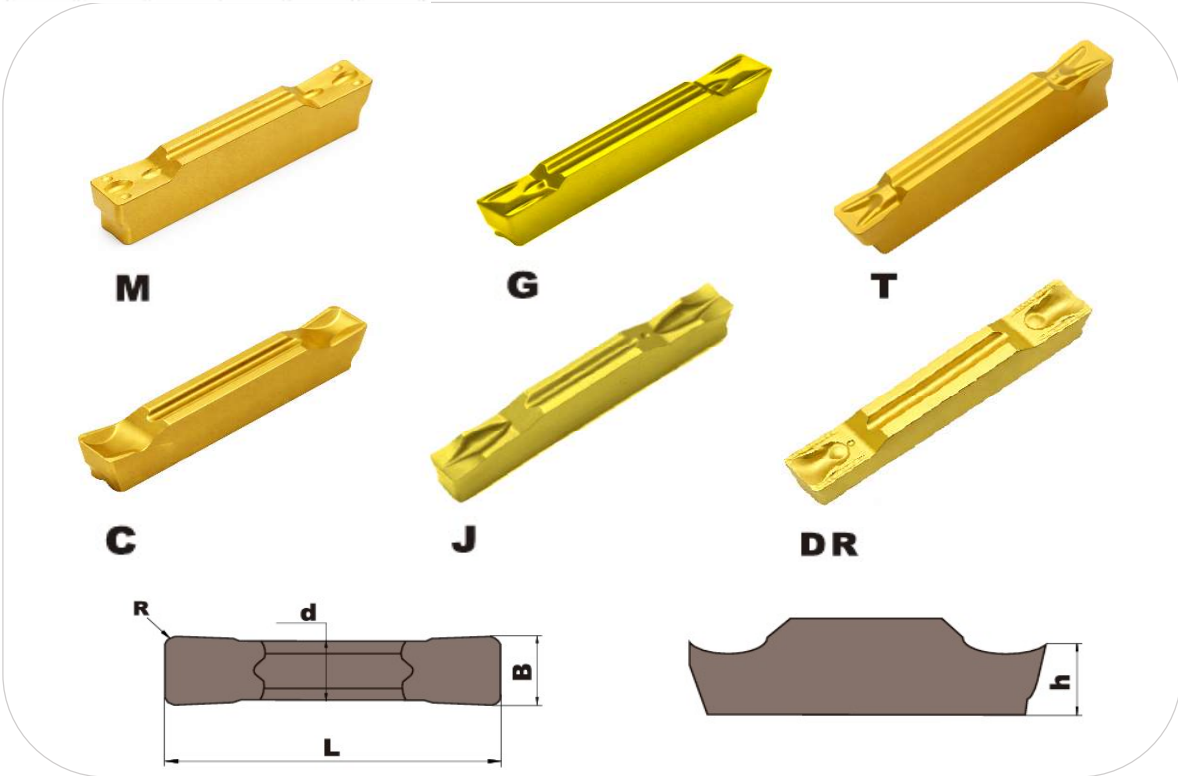
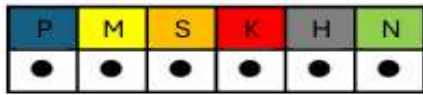
Code		Dimensions								Inserts
Right	Left	H	B	h	F2	L	L1	T	Dmax	
BKTKFR1010K-12	BKTKFL1010K-12	10	10	10	10	125	15	6	12	BTKF12R (For Right-Hand Tool Holder) BTKF12L (For Left-Hand Tool Holder)
BKTKFR1212K-12	BKTKFL1212K-12	12	12	12	12					
BKTKFR1616K-12	BKTKFL1616K-12	16	16	16	16		0			
BKTKFR2020K-12	BKTKFL2020K-12	20	20	20	20					
BKTKFR1010K-16	BKTKFL1010K-16	10	10	10	10	125	20	8	16	BTKF16R (For Right-Hand Tool Holder) BTKF16L (For Left-Hand Tool Holder)
BKTKFR1212K-16	BKTKFL1212K-16	12	12	12	12					
BKTKFR1616K-16	BKTKFL1616K-16	16	16	16	16		0			
BKTKFR2020K-16	BKTKFL2020K-16	20	20	20	20					
BKTKFR2525K-16	BKTKFL2525K-16	25	25	25	25					



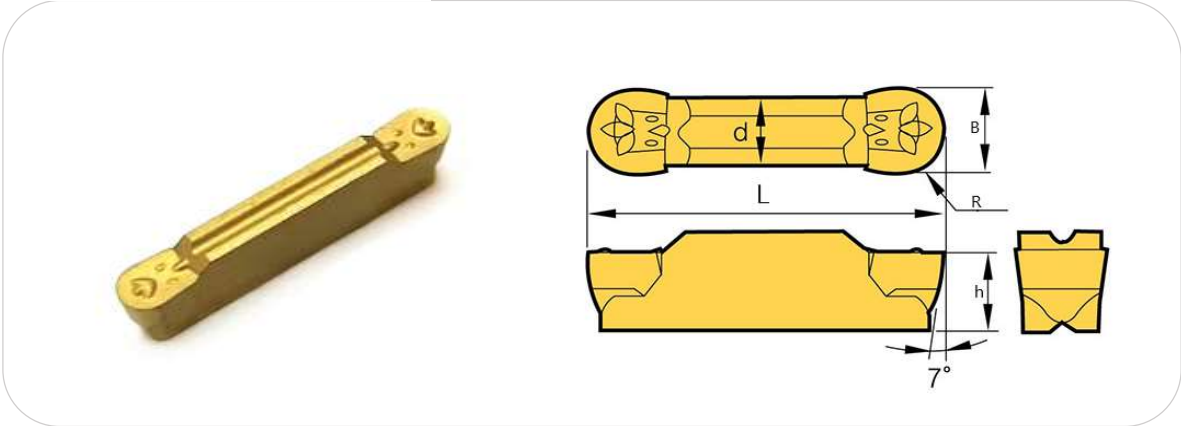
Code		Dimensions								
Right	Left	W	Dmax	T	H	d	R			
BCTP05FRN	BCTP05FLN	0,50	5,0	2,5	8,0	5	0,05			
BCTP07FRN	BCTP07FLN	0,70	8,0							
BCTP10FRN	BCTP10FLN	1,00	12,0							
BCTP15FRN	BCTP15FLN	1,50								
BCTP20FRN	BCTP20FLN	2,00								
BCTP05FR	BCTP05FLK	0,50	5,0					16,0	3,5	9,4
BCTP07FR	BCTP07FLK	0,70	8,0							
BCTP10FR	BCTP10FLK	1,00	12,0							
BCTP15FR	BCTP15FLK	1,50								
BCTP20FR	BCTP20FLK	2,00								
BCTPA10FRN	BCTPA10FLN	1,00	16,0	3,5	9,4					
BCTPA15FRN	BCTPA15FLN	1,50								
BCTPA20FRN	BCTPA20FLN	2,00								
BCTPA25FRN	BCTPA25FLN	2,50								
BCTPA30FRN	BCTPA30FLN	3,00								
BCTPA10FR	BCTPA10FLK	1,00								
BCTPA15FR	BCTPA15FLK	1,50								
BCTPA20FR	BCTPA20FLK	2,00								



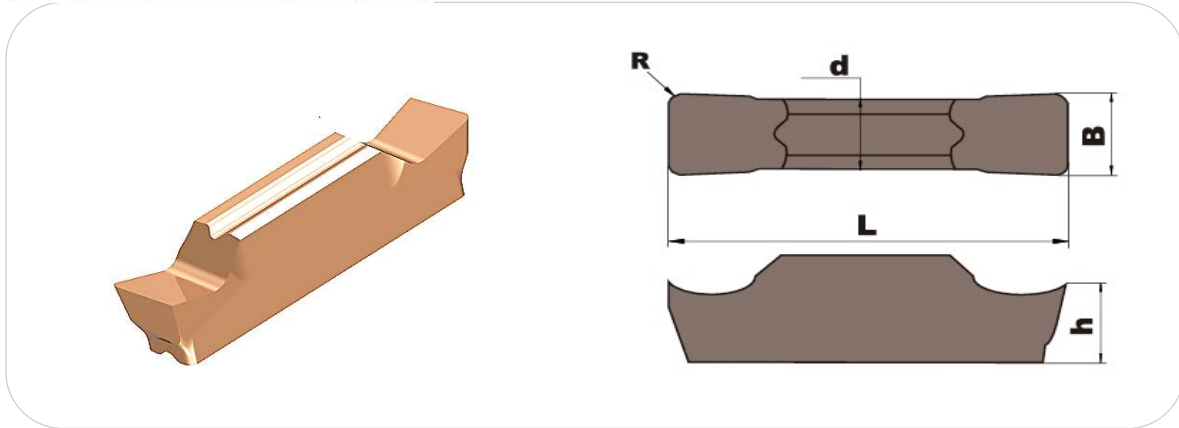
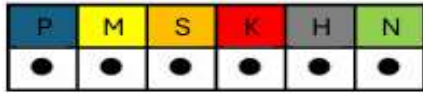
Code		Dimensions									Inserts
Right	Left	H	B	h	h1	h2	L	Dmax	Type		
BCTPR08	BCTPL08	8	10	8	8	4	120	12	A	BCTPL (For Right-Hand Tool Holder) BCTP (For Left-Hand Tool Holder)	
BCTPR10	BCTPL10	10	10	10	10	2					
BCTPR12	BCTPL12	12	12	12	12	0					
BCTPR16	BCTPL16	16	16	16	16	0					
BCTPAR10	BCTPAL10	10	10	10	10	2	120	16	B	BCTPAL (For Right-Hand Tool Holder) BCTPAL (For Left-Hand Tool Holder)	
BCTPAR12	BCTPAL12	12	12	12	12	0					
BCTPAR16	BCTPAL16	16	16	16	16						
BCTPAR20	BCTPAL20	20	20	20	20						
BCTPAR25	BCTPAL25	25	25	25	25						



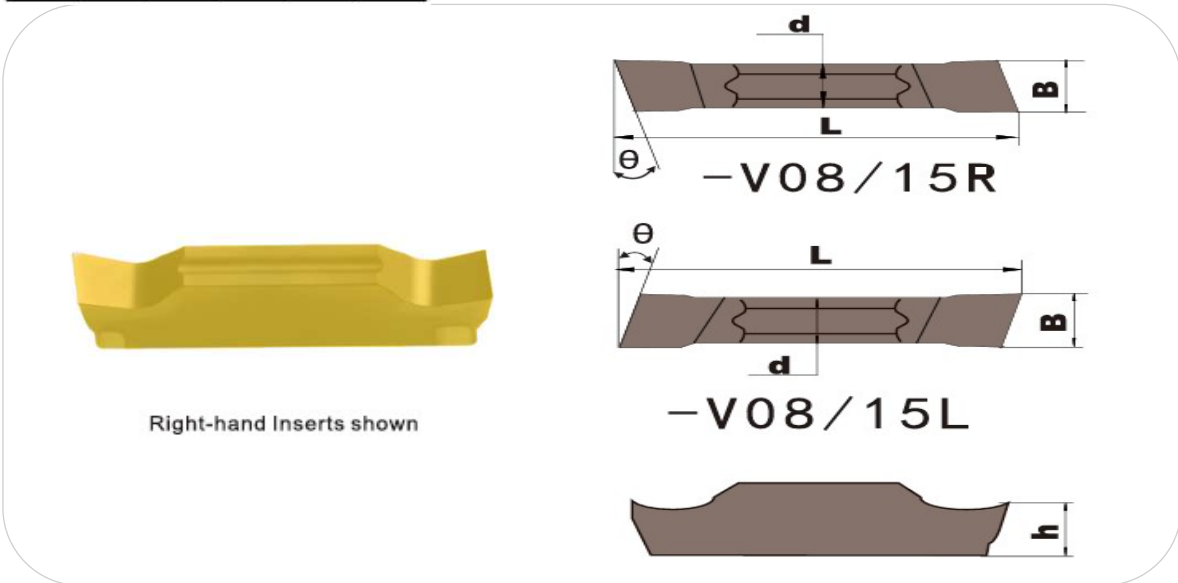
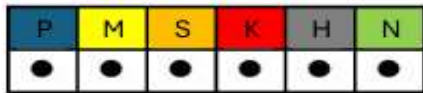
Code	Dimensions				
	B	L	d	h	R
MGMN150-M/G/T/C/J/DR	1,50	16,0	1,20	3,50	0,15
MGMN200-M/G/T/C/J/DR	2,00	16,0	1,60	3,50	0,20
MGMN250-M/G/T/C/J/DR	2,50	18,5	2,00	3,85	0,20
MGMN300-M/G/T/C/J/DR	3,00	21,0	2,35	4,80	0,40
MGMN400-M/G/T/C/J/DR	4,00	21,0	3,30	4,80	0,40
MGMN500-M/G/T/C/J/DR	5,00	26,0	4,10	5,80	0,80
MGMN600-M/G/T/C/J/DR	6,00	26,0	5,00	5,80	0,80



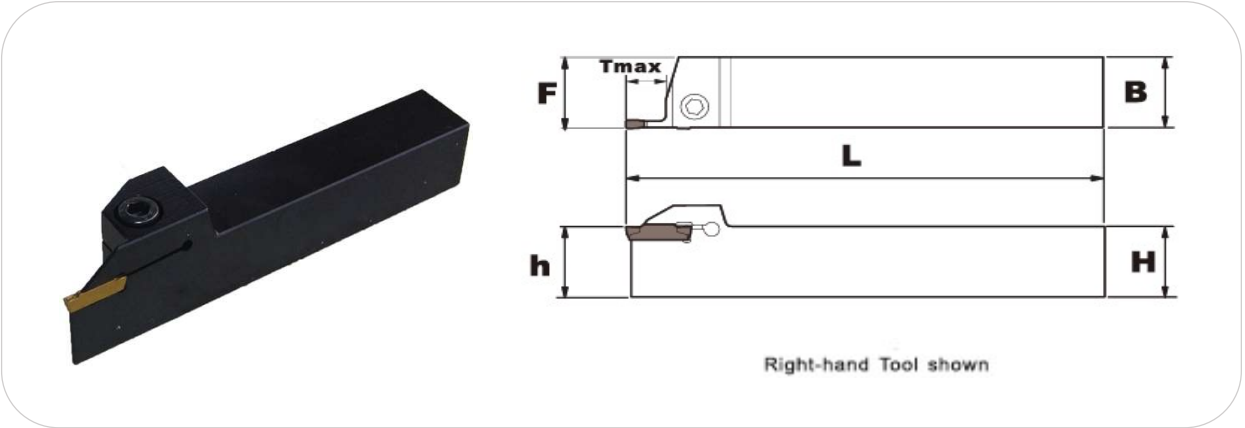
Code	Dimensions				
	B	L	d	h	R
MRMN200-M	2,00	16,0	1,60	3,50	1,00
MRMN300-M	3,00	21,0	2,35	4,80	1,50
MRMN400-M	4,00	21,0	3,30	4,80	2,00
MRMN500-M	5,00	26,0	4,10	5,80	2,50
MRMN600-M	6,00	26,0	5,00	5,80	3,00



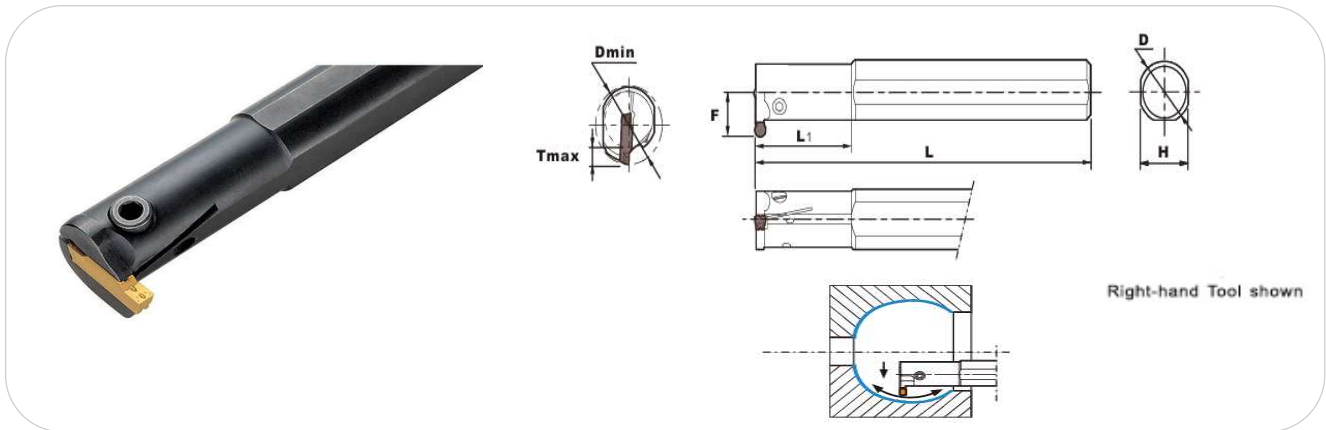
Code	Dimensions				
	B	L	d	h	R
MGGN150-V	1,50	16,0	1,20	3,50	0,15
MGGN200-V	2,00	16,0	1,60	3,50	0,20
MGGN250-V	2,50	18,5	2,00	3,85	0,20
MGGN300-V	3,00	21,0	2,35	4,80	0,40
MGGN400-V	4,00	21,0	3,30	4,80	0,40
MGGN500-V	5,00	26,0	4,10	5,80	0,80
MGGN600-V	6,00	26,0	5,00	5,80	0,80



Code		Dimensions				
Right	Left	B	L	d	h	$\theta$
MGGN150-V08R	MGGN150-V08L	1,50	16,0	1,20	3,50	8°
MGGN200-V08R	MGGN200-V08L	2,00	16,0	1,60	3,50	
MGGN250-V08R	MGGN250-V08L	2,50	18,5	2,00	3,85	
MGGN300-V08R	MGGN300-V08L	3,00	21,0	2,35	4,80	
MGGN400-V08R	MGGN400-V08L	4,00	21,0	3,30	4,80	
MGGN150-V15R	MGGN150-V15L	1,50	16,0	1,20	3,50	15°
MGGN200-V15R	MGGN200-V15L	2,00	16,0	1,60	3,50	
MGGN250-V15R	MGGN250-V15L	2,50	18,5	2,00	3,85	
MGGN300-V15R	MGGN300-V15L	3,00	21,0	2,35	4,80	
MGGN400-V15R	MGGN400-V15L	4,00	21,0	3,30	4,80	

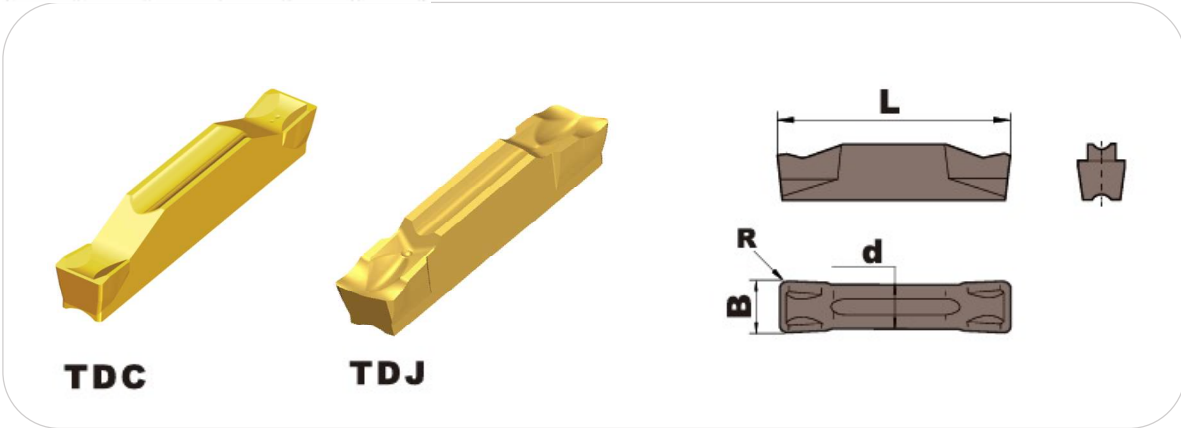
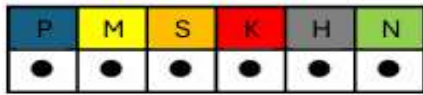


Code		Dimensions						Tmax	Inserts
Right	Left	H	B	h	F	L			
MGEHR1616-1,5-T14	MGEHL1616-1,5-T14	16	16	16	16,20	100	14	MGMN150 MGGN150	
MGEHR2020-1,5-T14	MGEHL2020-1,5-T14	20	20	20	20,20	125			
MGEHR2525-1,5-T14	MGEHL2525-1,5-T14	25	25	25	25,25	150			
MGEHR1212-2-T14	MGEHL1212-2-T14	12	12	12	14,25	100		16	MGMN200 MRMN200 MGGN200
MGEHR1616-2-T14	MGEHL1616-2-T14	16	16	16	16,25	100			
MGEHR2020-2-T14	MGEHL2020-2-T14	20	20	20	20,25	125			
MGEHR2525-2-T14	MGEHL2525-2-T14	25	25	25	25,25	150	16	MGMN250 MGGN250	
MGEHR1616-2,5-T16	MGEHL1616-2,5-T16	16	16	16	16,30	100			
MGEHR2020-2,5-T16	MGEHL2020-2,5-T16	20	20	20	20,30	125			
MGEHR2525-2,5-T16	MGEHL2525-2,5-T16	25	25	25	25,30	150	18	MGM300 MRMN300 MGGN300	
MGEHR1616-3-T18	MGEHL1616-3-T18	16	16	16	16,35	100			
MGEHR2020-3-T10	MGEHL2020-3-T10	20	20	20	20,40	125			
MGEHR2020-3-T18	MGEHL2020-3-T18	20	20	20	20,40	125			
MGEHR2525-3-T10	MGEHL2525-3-T10	25	25	25	25,40	150			
MGEHR2525-3-T18	MGEHL2525-3-T18	25	25	25	25,40	150			
MGEHR3232-3-T10	MGEHL3232-3-T10	32	32	32	32,40	170	10	MGM400 MRMN400 MGGN400	
MGEHR3232-3-T18	MGEHL3232-3-T18	32	32	32	32,40	170			
MGEHR2020-4-T10	MGEHL2020-4-T10	20	20	20	20,40	125			
MGEHR2020-4-T18	MGEHL2020-4-T18	20	20	20	20,40	125			
MGEHR2525-4-T10	MGEHL2525-4-T10	25	25	25	25,40	150			
MGEHR2525-4-T18	MGEHL2525-4-T18	25	25	25	25,40	150			
MGEHR3232-4-T10	MGEHL3232-4-T10	32	32	32	32,40	170	10	MGM500 MRMN500 MGGN500	
MGEHR3232-4-T18	MGEHL3232-4-T18	32	32	32	32,40	170			
MGEHR2020-5-T15	MGEHL2020-5-T15	20	20	20	20,50	125			
MGEHR2020-5-T23	MGEHL2020-5-T23	20	20	20	20,50	125			
MGEHR2525-5-T15	MGEHL2525-5-T15	25	25	25	25,50	150			
MGEHR2525-5-T23	MGEHL2525-5-T23	25	25	25	25,50	150			
MGEHR3232-5-T15	MGEHL3232-5-T15	32	32	32	32,50	170	15	MGM600 MRMN600 MGGN600	
MGEHR3232-5-T23	MGEHL3232-5-T23	32	32	32	32,50	170			
MGEHR2020-6-T15	MGEHL2020-6-T15	20	20	20	20,60	125			
MGEHR2020-6-T23	MGEHL2020-6-T23	20	20	20	20,60	125			
MGEHR2525-6-T15	MGEHL2525-6-T15	25	25	25	25,60	150			
MGEHR2525-6-T23	MGEHL2525-6-T23	25	25	25	25,60	150			
MGEHR3232-6-T15	MGEHL3232-6-T15	32	32	32	32,60	170	15	MGM600 MRMN600 MGGN600	
MGEHR3232-6-T23	MGEHL3232-6-T23	32	32	32	32,60	170			

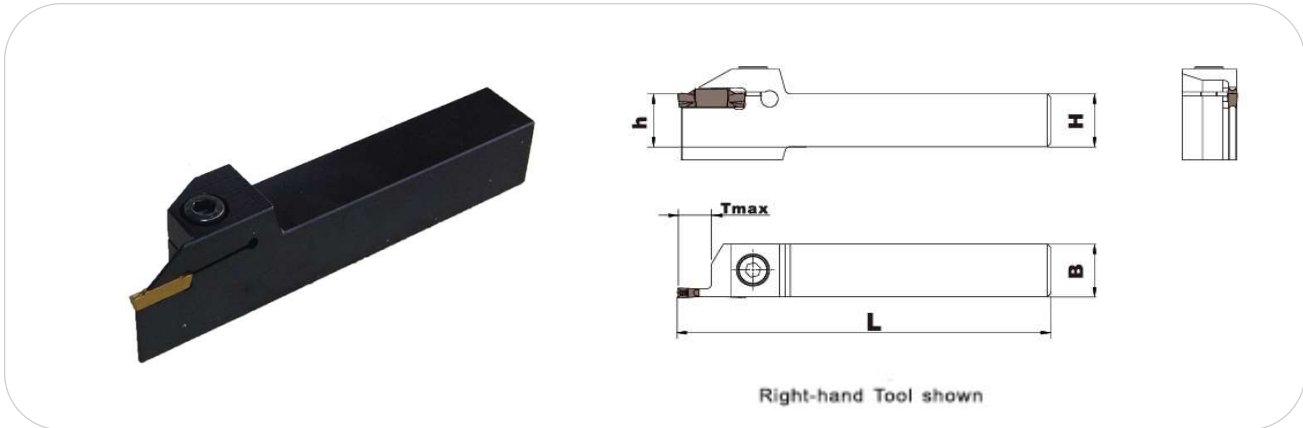


Code		Dimensions							Tmax	Inserts
Right	Left	H	D	F	L	L1	Dmin			
MGIVR2016-1,5-T3,5	MGIVL2016-1,5-T3,5	15	16	11,3	125	35	20	3,5	MGMN150 MGGN150	
MGIVR2520-1,5-T3,5	MGIVL2520-1,5-T3,5	18	20	13,1	150	45	25			
MGIVR2925-1,5-T3,5	MGIVL2925-1,5-T3,5	23	25	16,2	200	45	29			
MGIVR2016-2-T4,5	MGIVL2016-2-T4,5	15	16	12,4	125	35	20	4,5	MGMN200 MRMN200 MGGN200	
MGIVR2520-2-T4,5	MGIVL2520-2-T4,5	18	20	14,0	150	45	25			
MGIVR2925-2-T4,5	MGIVL2925-2-T4,5	23	25	17,2	200	45	29			
MGIVR2016-2,5-T4,5	MGIVL2016-2,5-T4,5	15	16	12,5	125	35	20			
MGIVR2520-2,5-T4,5	MGIVL2520-2,5-T4,5	18	20	15,1	150	45	25	5	MGMN250 MGGN250	
MGIVR2925-2,5-T4,5	MGIVL2925-2,5-T4,5	23	25	18,2	200	45	29			
MGIVR2520-3-T5	MGIVL2520-3-T5	18	20	15,6	150	45	25			
MGIVR3125-3-T6	MGIVL3125-3-T6	23	25	18,9	200	45	31	6	MGM300 MRMN300 MGGN300	
MGIVR3732-3-T6	MGIVL3732-3-T6	30	32	21,5	250	65	37			
MGIVR2520-4-T6	MGIVL2520-4-T6	18	20	15,6	150	45	25			
MGIVR3125-4-T6	MGIVL3125-4-T6	23	25	18,9	200	45	31	8	MGM400 MRMN400 MGGN400	
MGIVR3732-4-T6	MGIVL3732-4-T6	30	32	21,5	250	65	37			
MGIVR2520-5-T8	MGIVL2520-5-T8	18	20	15,6	150	45	25			
MGIVR3125-5-T8	MGIVL3125-5-T8	23	25	18,9	200	45	31	8	MGM500 MRMN500 MGGN500	
MGIVR3732-5-T8	MGIVL3732-5-T8	30	32	21,5	250	65	37			
MGIVR3125-6-T8	MGIVL3125-6-T8	23	25	19,4	200	45	31			
MGIVR3732-6-T8	MGIVL3732-6-T8	30	32	21,5	250	65	37			
									MGM600 MRMN600 MGGN600	

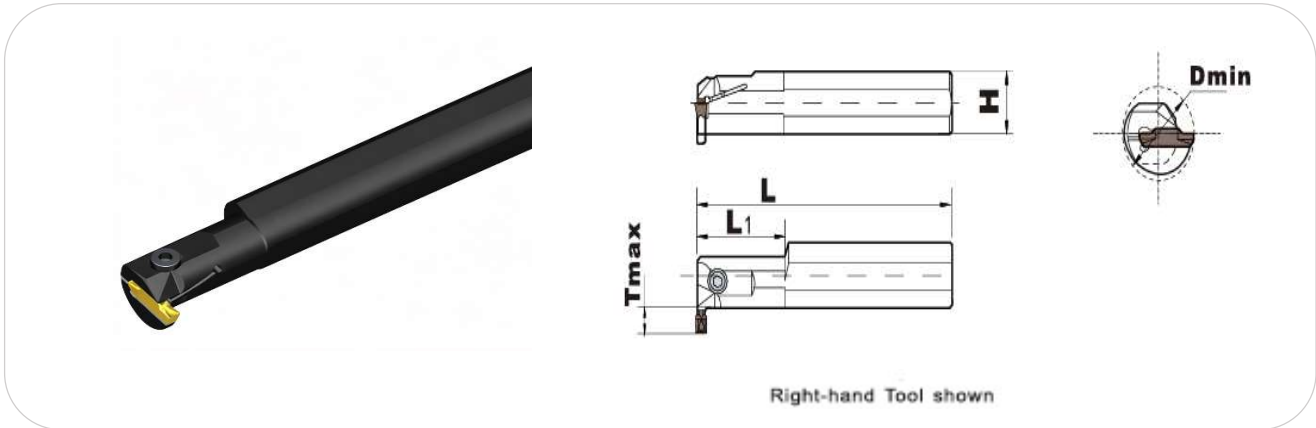




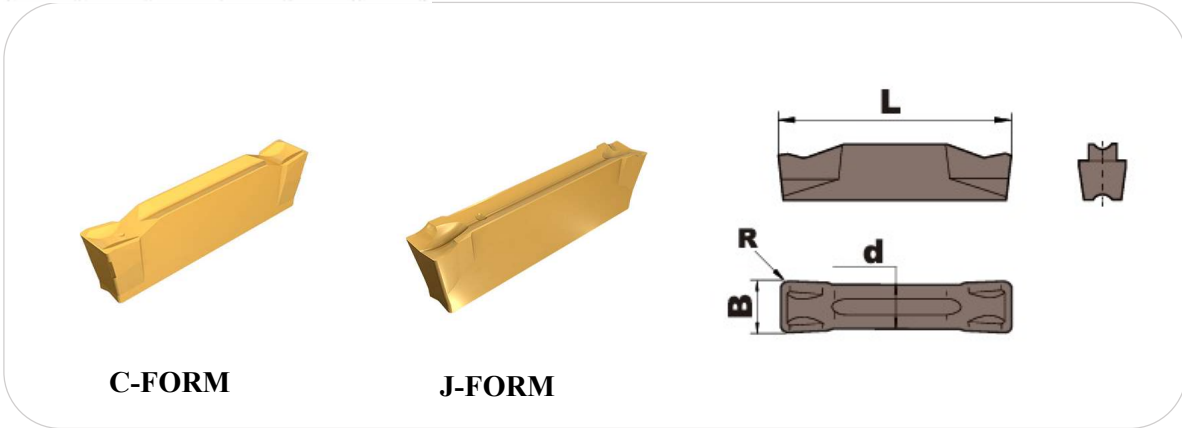
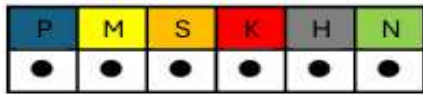
Code	Dimensions			
	B	L	d	R
TDC2	2,00	20,0	1,70	0,20
TDC3	3,00	20,0	2,40	
TDC4	4,00	20,0	3,00	0,30
TDC5	5,00	25,0	4,00	
TDJ2	2,00	20,0	1,70	0,20
TDJ3	3,00	20,0	2,40	
TDJ4	4,00	20,0	3,00	0,30
TDJ5	5,00	25,0	4,00	



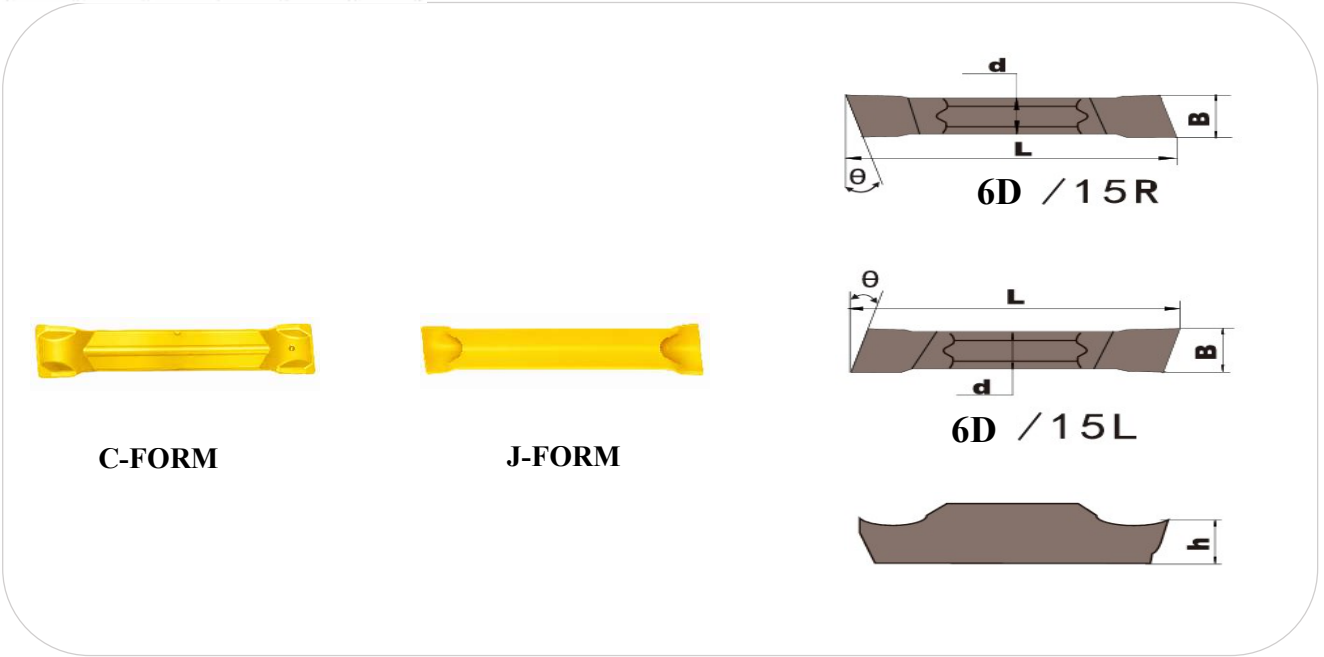
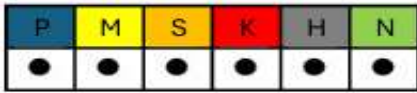
Code		Dimensions					Tmax	Inserts
Right	Left	H	B	h	L			
TTER1616-2-T14	TTEL1616-2-T14	16	16	16	100	14	TDC/J2	
TTER2020-2-T14	TTEL2020-2-T14	20	20	20	125			
TTER2525-2-T14	TTEL2525-2-T14	25	25	25	150			
TTER1616-3-T18	TTEL1616-3-T18	16	16	16	100	18	TDC/J3	
TTER2020-3-T18	TTEL2020-3-T18	20	20	20	125			
TTER2525-3-T18	TTEL2525-3-T18	25	25	25	150		TDC/J4	
TTER2020-4-T18	TTEL2020-4-T18	20	20	20	125			
TTER2525-4-T18	TTEL2525-4-T18	25	25	25	150	23	TDC/J5	
TTER2525-5-T23	TTEL2525-5-T23	25	25	25	150			
TTER3232-5-T23	TTEL3232-5-T23	32	32	32	170			



Code		Dimensions					Inserts	
Right	Left	H	Dmin	L1	L	Tmax		
TTIR16-2C-T8,5	TTIL16-2C-T8,5	16	25	40	0	125	8,50	TDC/J2
TTIR20-2C-T5,8	TTIL20-2C-T5,8	20			160	5,80		
TTIR25-2C-T5	TTIL25-2C-T5	25			200	5,00		
TTIR20-3C-T5,8	TTIL20-3C-T5,8	20			160	5,80	TDC/J3	
TTIR25-3C-T5,0	TTIL25-3C-T5,0	25	200	5,00				
TTIR32-3C-T4,8	TTIL32-3C-T4,8	32	31	60	250	4,80	TDC/J4	
TTIR20-4C-T5,8	TTIL20-4C-T5,8	20	25	40	160	5,80		
TTIR25-4C-T5,0	TTIL25-4C-T5,0	25			200	5,00		
TTIR32-4C-T4,8	TTIL32-4C-T4,8	32	31	60	250	4,80		
TTIR25-5C-T5,2	TTIL25-5C-T5,2	25	25	40	200	5,20	TDC/J5	
TTIR32-5C-T4,7	TTIL32-5C-T4,7	32	31	60	250	4,70		



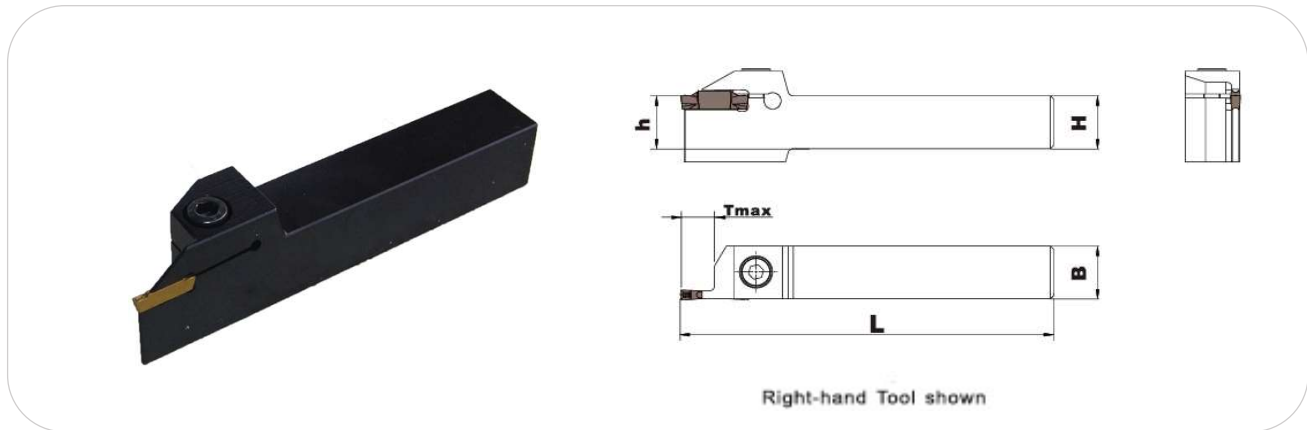
Code	Dimensions			
	B	L	d	R
DGN2002C	2,00	19,8	1,70	0,20
DGN2202C	2,20	19,8	1,70	
DGN2202J	2,20	19,8	1,70	
DGN3102C	3,10	20,1	2,40	



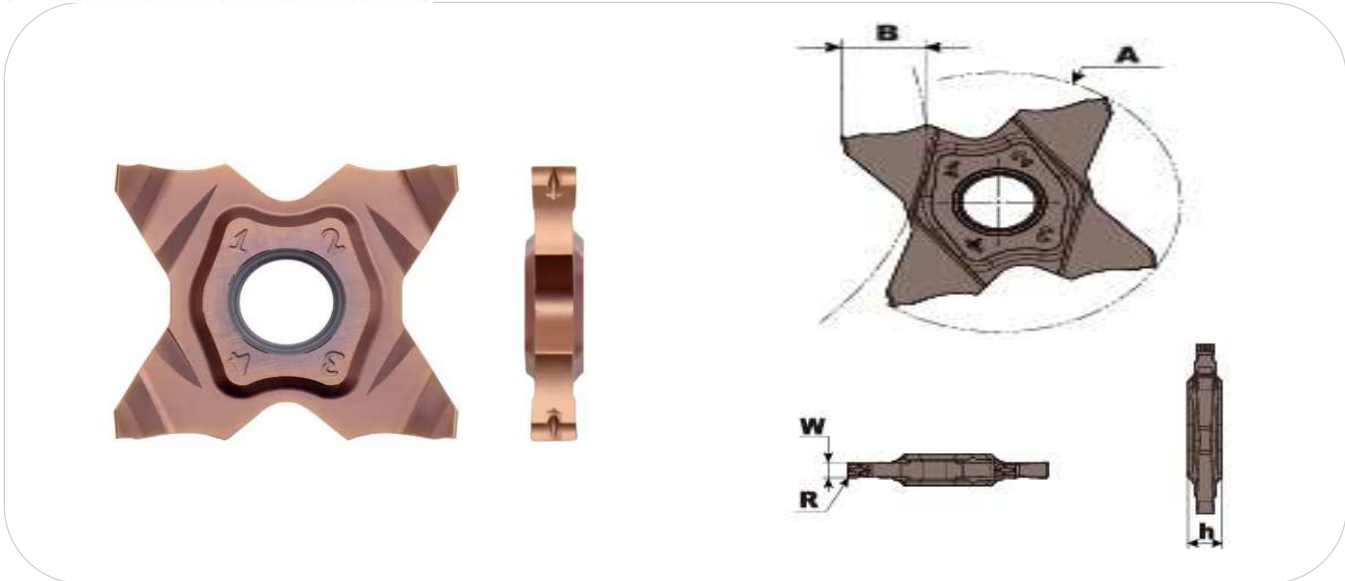
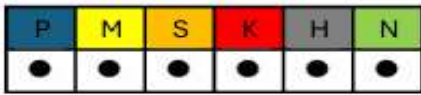
**C-FORM**

**J-FORM**

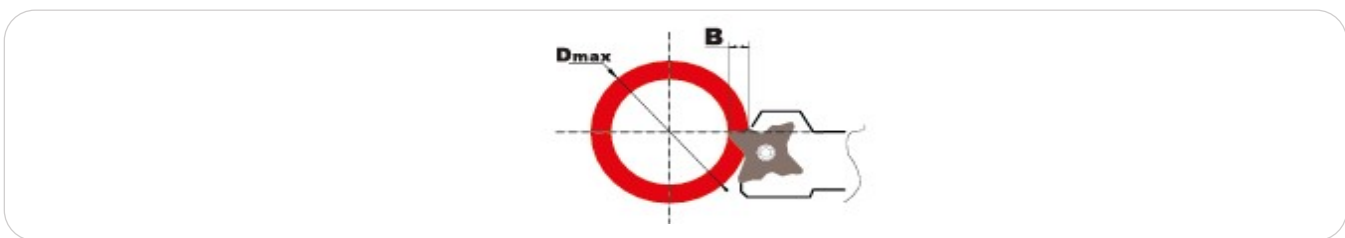
Code	Dimensions				
	B	L	d	R	d
DGR2202C-15D	2,00	19,8	1,70	0,20	15°
DGR2202J-6D	2,20	19,8	1,70		6°
DGR2202J-15D	2,20	19,8	1,70		15°
DGR3102C-6D	3,10	20,4	2,40		6°



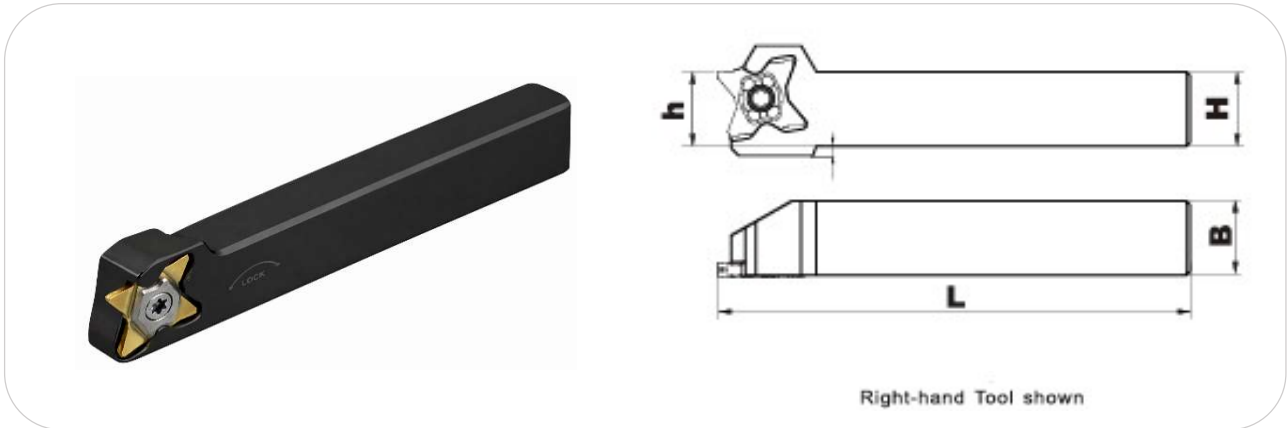
Code		Dimensions					Tmax	Inserts
Right	Left	H	B	h	L			
DGTR1616-2-T18	DGTL1616-2-T18	16	16	16	100	18	DGN2202 DGR2202	
DGTR2020-2-T18	DGTL2020-2-T18	20	20	20	125			
DGTR2525-2-T18	DGTL2525-2-T18	25	25	25	150			
DGTR1616-3-T20	DGTL1616-3-T20	16	16	16	100	20	DGN3102 DGR3102	
DGTR2020-3-T20	DGTL2020-3-T20	20	20	20	125			
DGTR2525-3-T20	DGTL2525-3-T20	25	25	25	150			



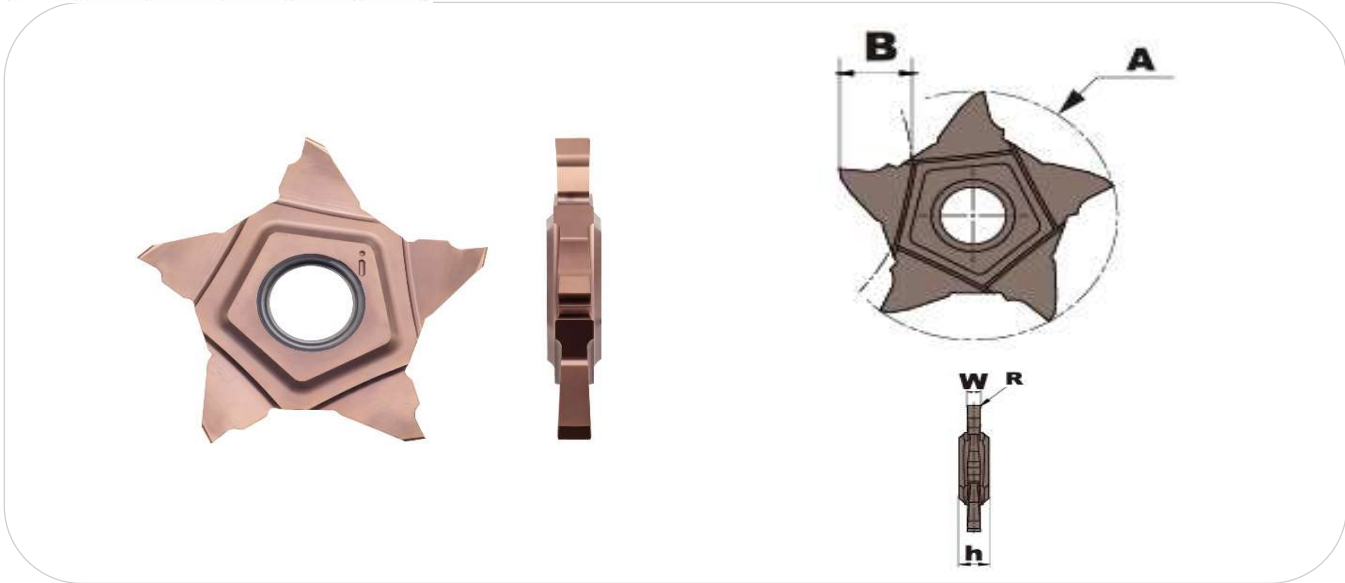
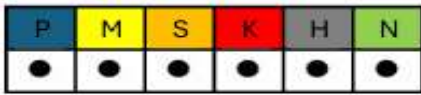
Code	Dimensions				
	W	B	A	h	R
BTQJ27-100-010	1,00	3,5	27	4	0,10
BTQJ27-150-020	1,50	5,7			0,20
BTQJ27-200-020	2,00	6,4			0,30
BTQJ27-250-030	2,50				0,20
BTQJ27-300-020	3,00				0,40
BTQJ27-300-040	3,00				0,20
BTQJ27-350-020	3,50				0,20
BTQJ27-400-020	4,00				0,20



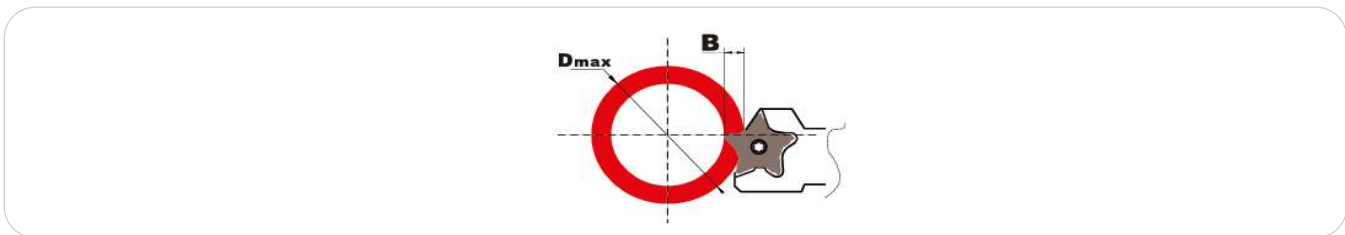
Code	Dmax									
	B≤3,0	B≤3,5	B≤4,0	B≤4,5	B≤5,0	B≤5,5	B≤5,7	B≤6,0	B≤6,2	B≤6,4
BTQJ27-100-010	Infinite	600	0	0	0	0	0	0	0	0
BTQJ27-150-020	Infinite		50	0	0	0				
BTQJ27-200-020	Infinite		280	180	130	105	95	85	75	55
BTQJ27-250-030	Infinite									
BTQJ27-300-020	Infinite									
BTQJ27-300-040	Infinite									
BTQJ27-350-020	Infinite									
BTQJ27-400-020	Infinite									



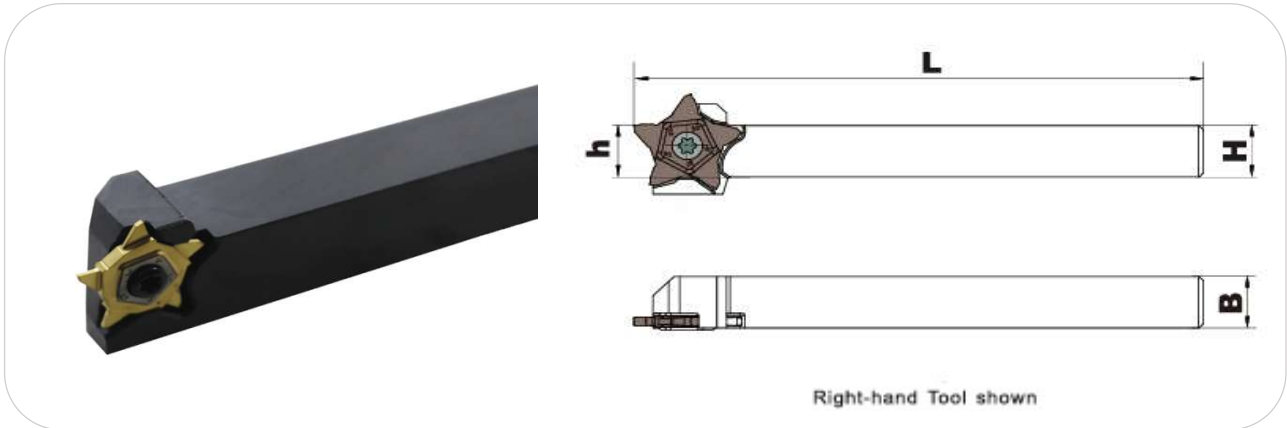
Code		Dimensions				Inserts
Right	Left	H	B	h	L	
BTQHR10-27	BTQHL10-27	16	16	16	100	BTQJ27
BTQHR12-27	BTQHL12-27	20	20	20	125	
BTQHR16-27	BTQHL16-27	25	25	25	150	
BTQHR20-27	BTQHL20-27	16	16	16	100	
BTQHR25-27	BTQHL25-27	20	20	20	125	



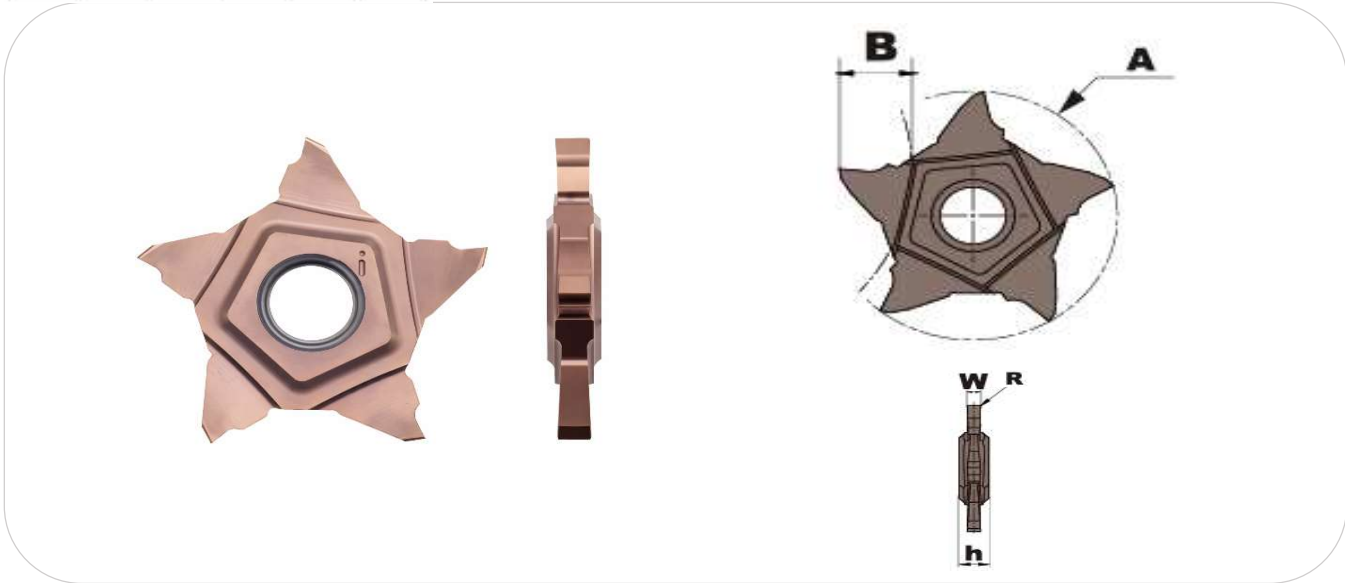
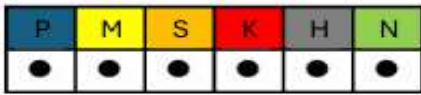
Code	Dimensions				
	W	B	A	h	R
BPENTA24N050	0,50	2,5	27	4	0,05
BPENTA24N100	1,00	4,0			0,10
BPENTA24N150	1,50	6,0			0,20
BPENTA24N200	2,00				
BPENTA24N250	2,50	6,5			
BPENTA24N300	3,00				
BPENTA24N350	3,50				
BPENTA24N400	4,00				



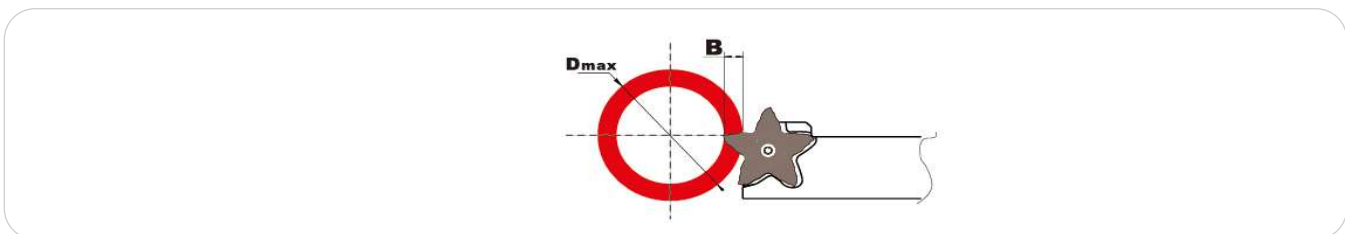
Code	Dmax									
	B≤3,0	B≤3,5	B≤4,0	B≤4,5	B≤5,0	B≤5,5	B≤5,7	B≤6,0	B≤6,2	B≤6,4
BPENTA24N050	Infinite	0	0	0	0	0	0	0	0	0
BPENTA24N100	Infinite	250	210	50	20	0	0	0	0	0
BPENTA24N150	Infinite					0	0	0	0	
BPENTA24N200	Infinite					0	0	0	0	
BPENTA24N250	Infinite					0	0	0	0	
BPENTA24N300	Infinite			0	0	0	0			
BPENTA24N350	Infinite			180	120	80	70	60	0	0
BPENTA24N400	Infinite	0	0							



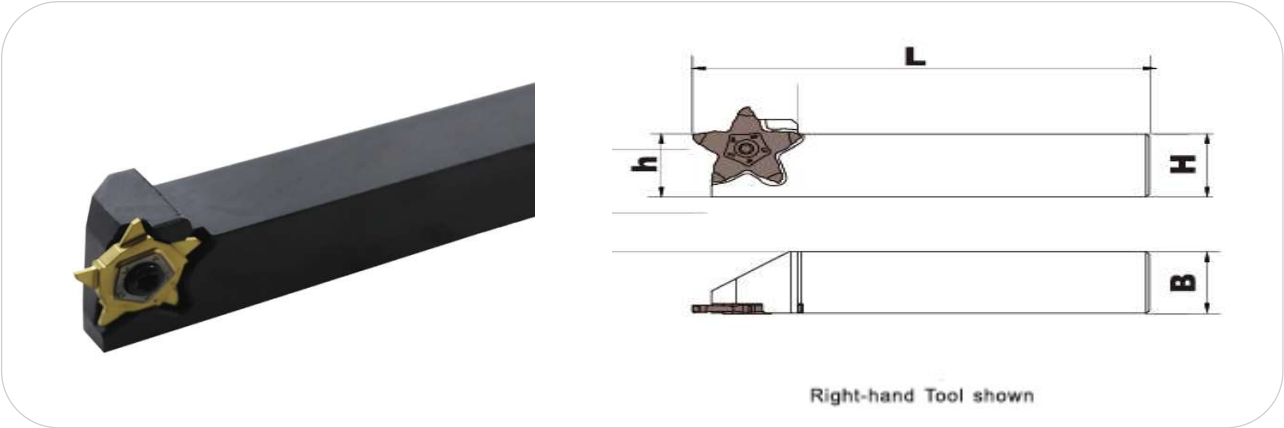
Code		Dimensions				Inserts
Right	Left	H	B	h	L	
BPCHR10-24	BPCHL10-24	10	10	10	120	BPENTA24N
BPCHR12-24	BPCHL12-24	12	12	12		
BPCHR16-24	BPCHL16-24	16	16	16		
BPCHR20-24	BPCHL20-24	20	20	20		
BPCHR25-24	BPCHL25-24	25	25	25	135	



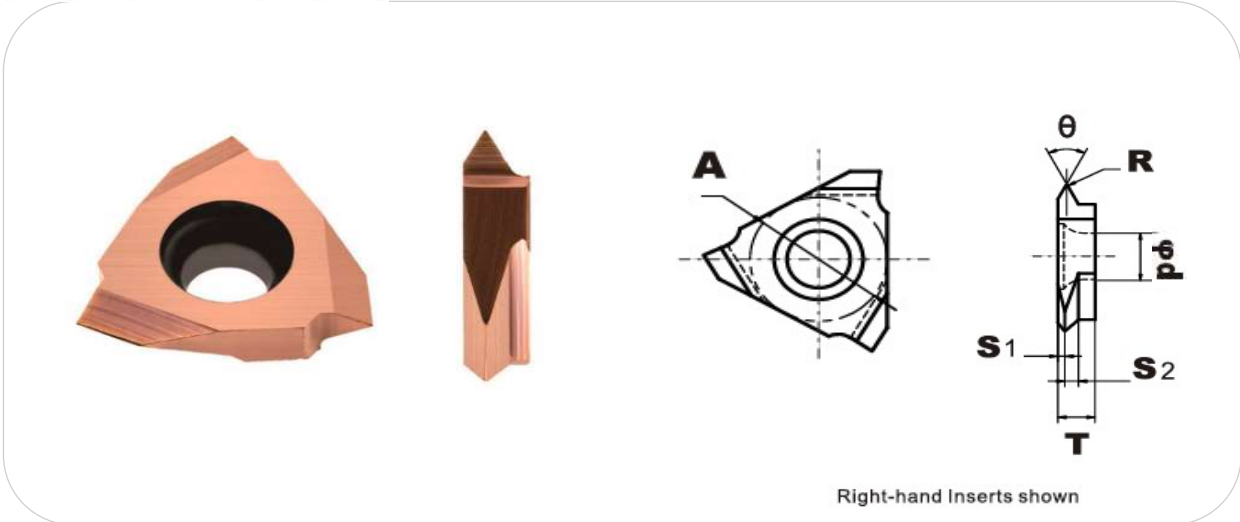
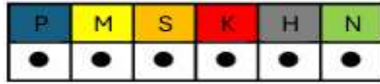
Code	Dimensions				
	W	B	A	h	R
BPENTA34N150	1,50	8,5	34	4,3	0,15
BPENTA34N200	2,00				0,20
BPENTA34N250	2,50				
BPENTA34N300	3,00				
BPENTA34N350	3,50				
BPENTA34N400	4,00				



Code	Dmax						
	B≤5,0	B≤6,0	B≤7,0	B≤8,0	B≤8,5	B≤9,0	B≤10,0
BPENTA34N150	Infinite	350	165	100	55	0	0
BPENTA34N200	Infinite					0	0
BPENTA34N250	Infinite						
BPENTA34N300	Infinite						
BPENTA34N350	Infinite						
BPENTA34N400	Infinite					55	20

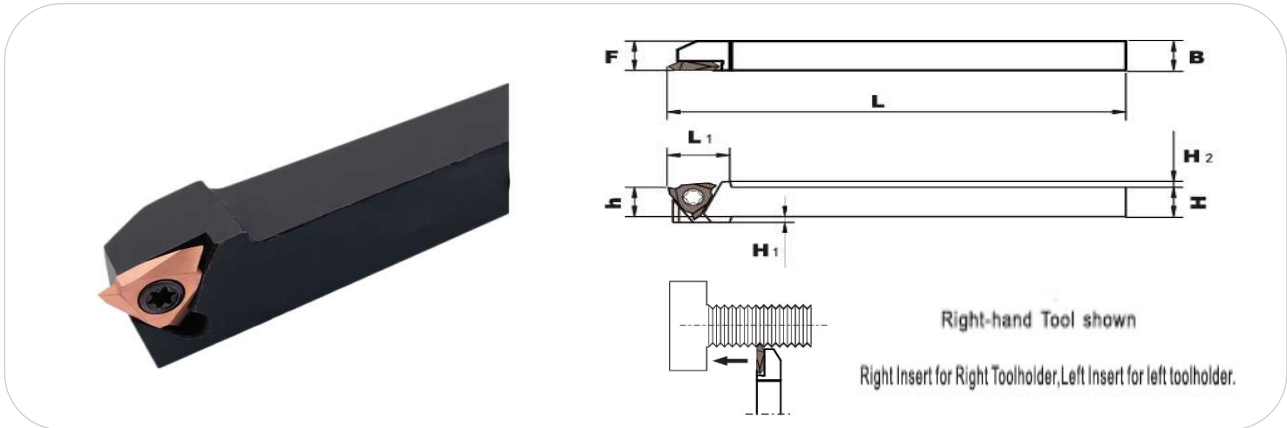


Code		Dimensions				Inserts
Right	Left	H	B	h	L	
BPCHR16-34	BPCHL16-34	16	16	16	120	BPENTA34N
BPCHR20-34	BPCHL20-34	20	20	20		
BPCHR25-34	BPCHL25-34	25	25	25	135	
BPCHR32-34	BPCHL32-34	32	32	32		



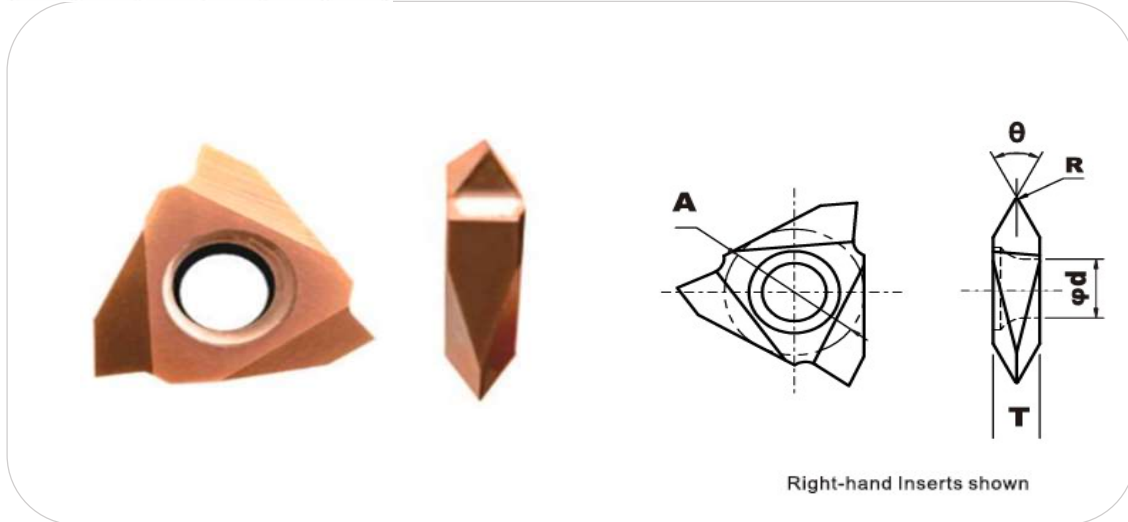
Code		Pitch		Dimensions						
Right	Left	ISO (mm)	ANSI (Inch/Teeth)	A	T	d	θ	R	S1	S2
BTTX32R6000	BTTX32L6000	0,5-1,0	56-32	9,525	3,18	4,4	60°	0,00	0,60	1,12
BTTX32R6005	BTTX32L6005	0,5-1,0	48-32					0,05		
BTTX32R6001	BTTX32L6001	1,0-2,0	28-14					0,10	1,10	1,62
BTTX32R6000S	BTTX32L6000S	0,5	56-48					0,00	0,30	1,12
BTTX32R6005S	BTTX32L6005S	0,5	48				0,05			
BTTX32R5501	BTTX32L5501	0	28-19				55°	0,10	0,75	1,01
BTTX32R55015	BTTX32L55015	0	29-11					0,15	1,20	1,46

Applicable Thread	M: Metric Thread
	UN: Unified Thread Standard
	UNF: Unified Fine Thread
	G(PF): Parallel Female Pipe Thread
	R, RC(PT)(BSPT): British Standard Pipe Thread
	W: Whitworth
	NPT: National Tapered Pipe Thread



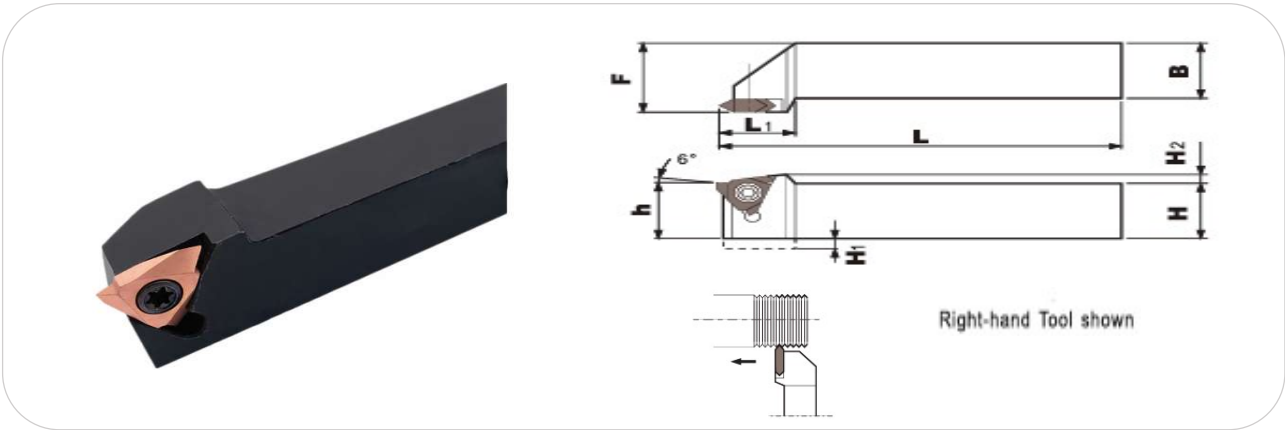
Code		Dimensions								Inserts
Right	Left	H	h	B	F	H1	H2	L1	L	
BKTTXR1010K-16F	BKTTXL1010K-16F	10	10	10	10	2	2,5	17,6	125	BTTX32
BKTTXR1212K-16F	BKTTXL1212K-16F	12	12	12	12	0				
BKTTXR1616K-16F	BKTTXL1616K-16F	16	16	16	16					
BKTTXR2020K-16F	BKTTXL2020K-16F	20	20	20	20					

P	M	S	K	H	N
●	●	●	●	●	●

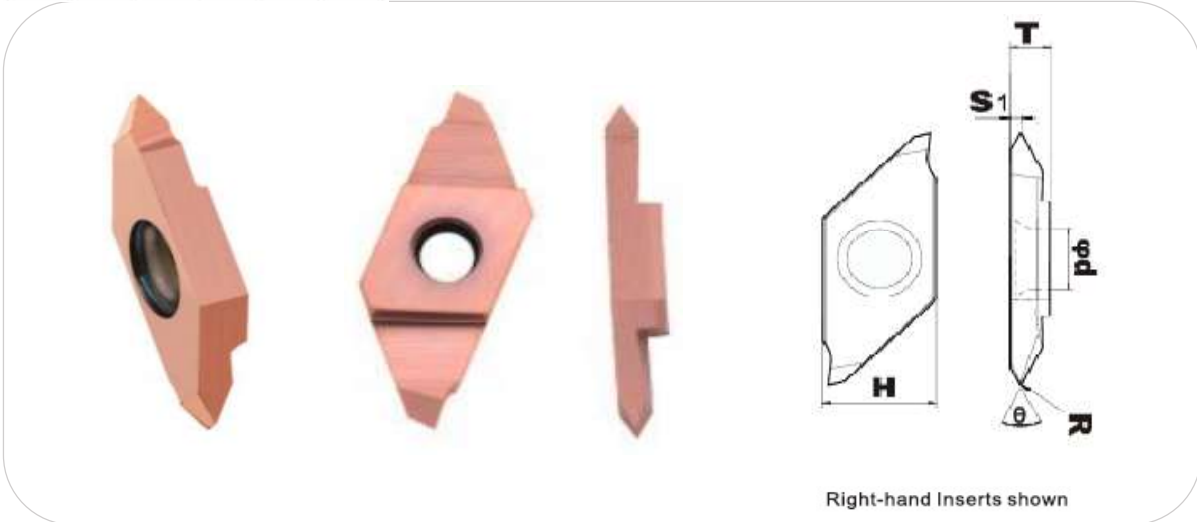
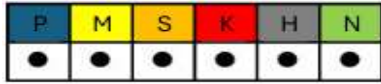


Code		Pitch		Dimensions				
Right	Left	ISO (mm)	ANSI (Inch/Teeth)	A	T	d	θ	R
BTT32R6000	BTT32L6000	0,5-2,5	56-10	9,525	3,18	4,4	60°	0,00
BTT32R6001	BTT32L6001	1,0-2,5	24-10					0,10
BTT32R6002	BTT32L6002	1,5-2,5	16-10					0,20
BTT32R6003	BTT32L6003	2,5	11-10				0,30	
BTT32R5501	BTT32L5501		28-10				55°	0,10
BTT32R5502	BTT32L5502		14-10					0,20

Applicable Thread	M: Metric Thread
	UN: Unified Thread Standard
	UNF: Unified Fine Thread
	G(PF): Parallel Female Pipe Thread
	R, RC(PT)(BSPT): British Standard Pipe Thread
	W: Whitworth
	NPT: National Tapered Pipe Thread



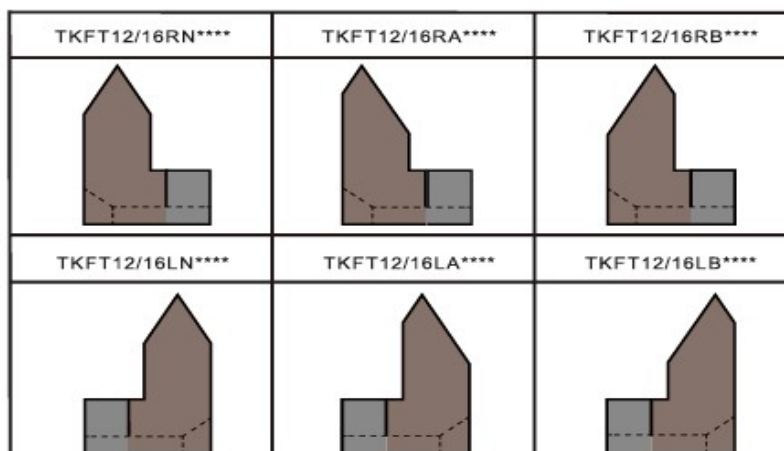
Code		Dimensions								Inserts
Right	Left	H	h	B	F	H1	H2	L1	L	
BKTTR1010K-16F	BKTTL1010K-16F	10	10	10	10	4	2,5	18	125	BTT32
BKTTR1212K-16F	BKTTL1212K-16F	12	12	12	12	2				
BKTTR1616K-16F	BKTTL1616K-16F	16	16	16	16	0				
BKTTR2020K-16F	BKTTL2020K-16F	20	20	20	20					
BKTTR2525K-16F	BKTTL2525K-16F	25	25	25	25				150	

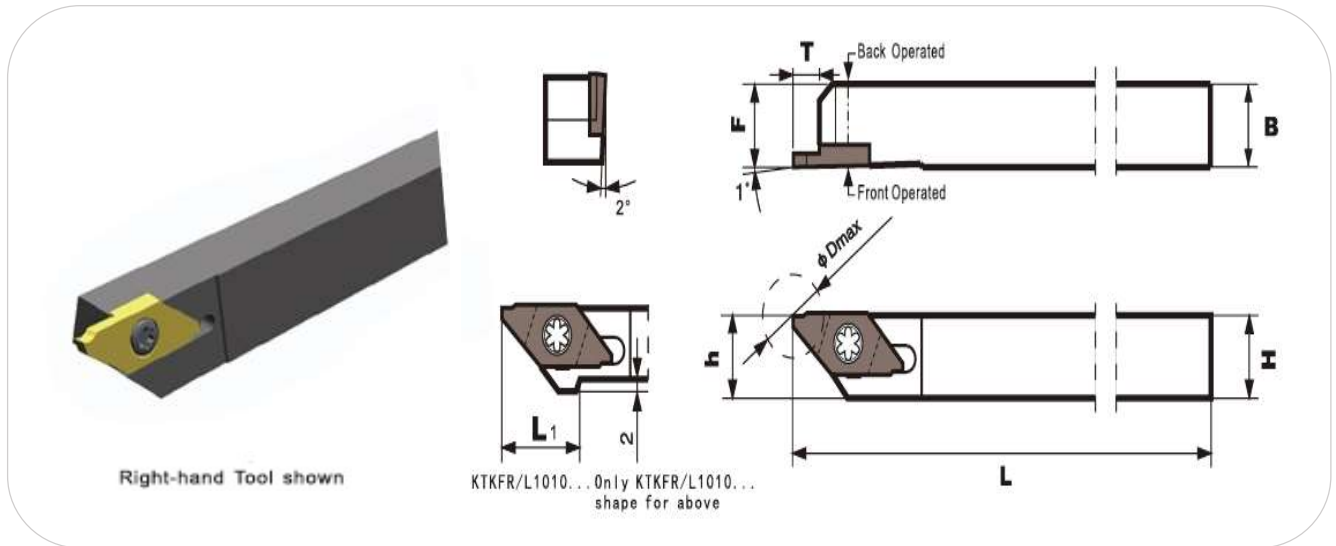


Code		Pitch		Dimensions								
Right	Left	ISO (mm)	ANSI (Inch/Teeth)	H	T	d	$\theta$	R	S1			
BTKFT12RA60005	BTKFT12LA60005	0,5-1,25	48-24	8,7	3,0	5,0	60°	0,05	0,80			
BTKFT12RB60005	BTKFT12LB60005	0,5-1,25	48-24					0,10	1,25			
BTKFT12RN6001	BTKFT12LN6001	1,0-2,0	24-12					0,05	0,80			
BTKFT12RA55005	BTKFT12LA55005	0	48-24				9,5	4,0	5,0	55°	0,10	1,50
BTKFT12RB55005	BTKFT12LB55005		48-24								0,05	0,80
BTKFT12RN5501	BTKFT12LN5501		24-12								0,10	1,75
BTKFT16RA60005	BTKFT16LA60005	0,5-1,25	48-24	9,5	4,0	5,0	60°	0,05	0,80			
BTKFT16RB60005	BTKFT16LB60005	0,5-1,25	48-24					0,10	1,75			
BTKFT16RN6001	BTKFT16LN6001	1,0-3,0	24-8					0,05	0,80			
BTKFT16RA55005	BTKFT16LA55005	0	48-24				9,5	4,0	5,0	55°	0,10	1,75
BTKFT16RB55005	BTKFT16LB55005		48-24								0,05	0,80
BTKFT16RN5501	BTKFT16LN5501		24-8								0,10	1,75

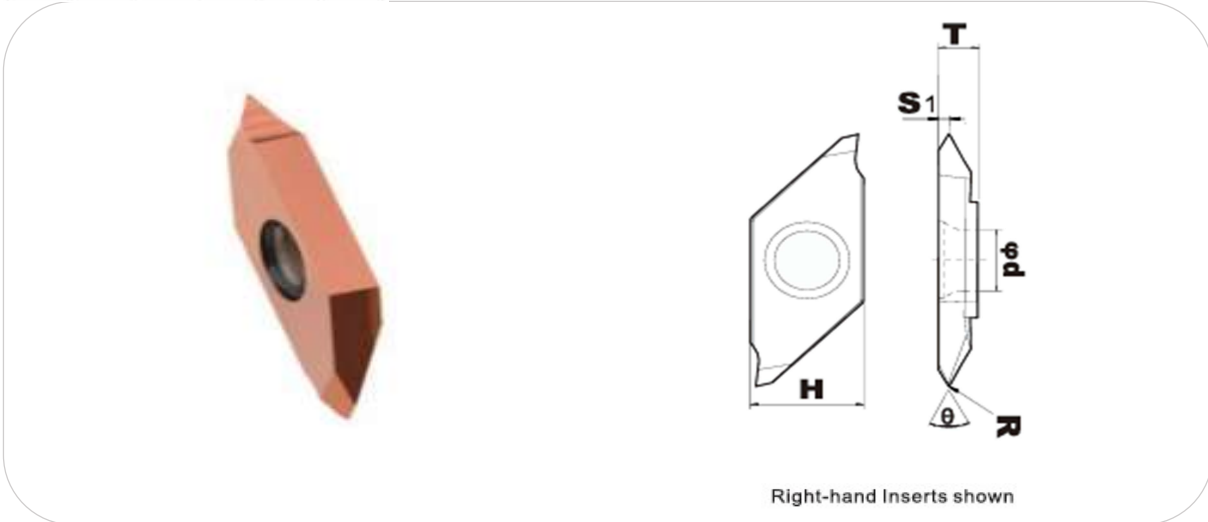
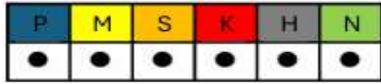
**Note: BTKFT12/16 Inserts are suitable with BKTKF Tool Holders.**

**HOW TO CHOOSE INSERT ?**



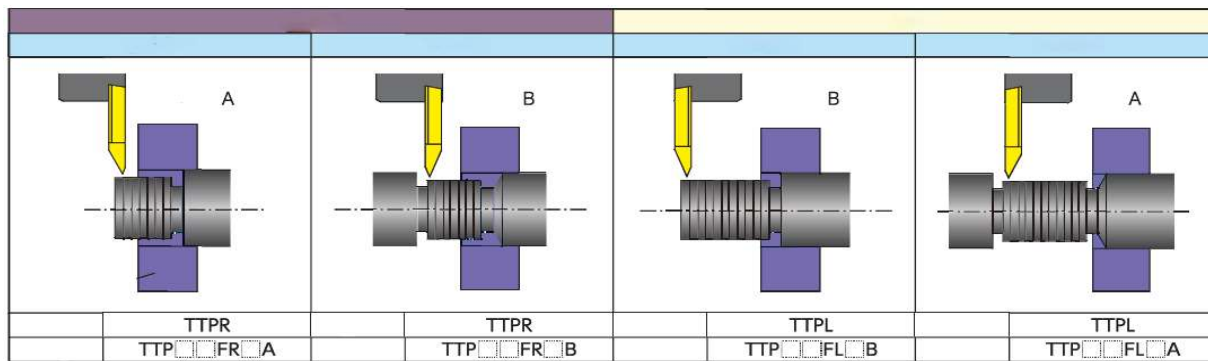


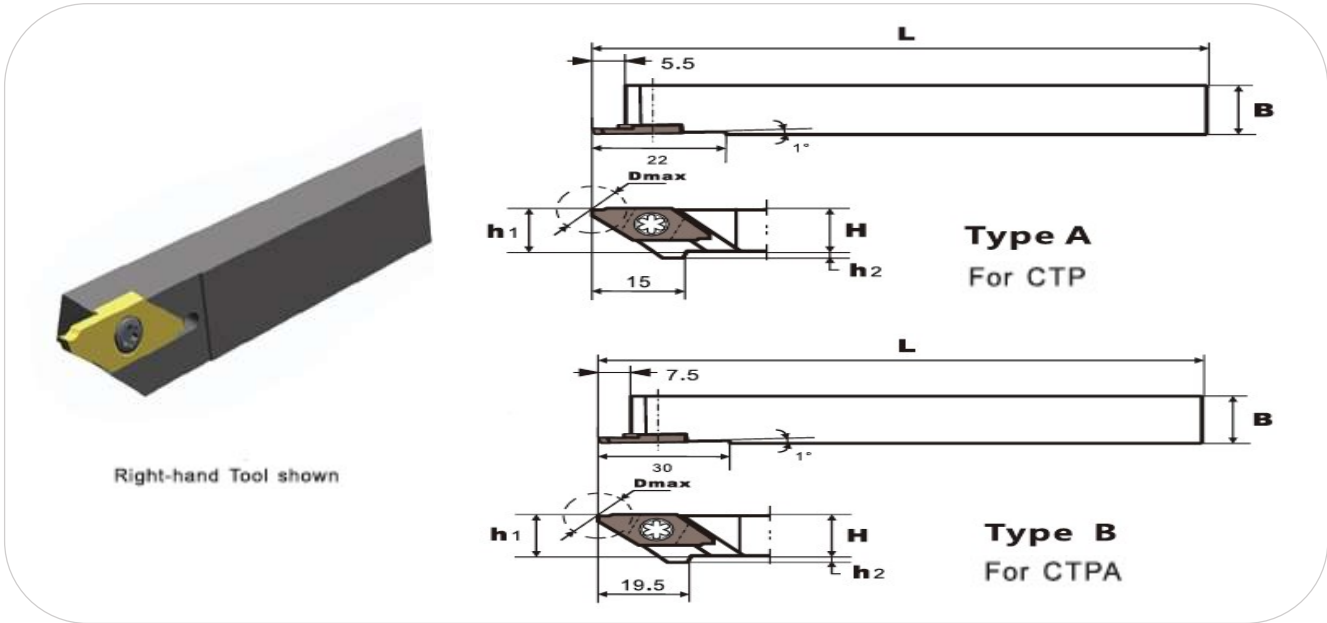
Code		Dimensions								Inserts
Right	Left	H	B	h	F2	L	L1	T	Dmax	
BKTKFR1010K-12	BKTKFL1010K-12	10	10	10	10	125	15	6	12	BTKFT12R (For Right-Hand Tool Holder) BTKFT12L (For Left-Hand Tool Holder)
BKTKFR1212K-12	BKTKFL1212K-12	12	12	12	12					
BKTKFR1616K-12	BKTKFL1616K-12	16	16	16	16		0			
BKTKFR2020K-12	BKTKFL2020K-12	20	20	20	20					
BKTKFR1010K-16	BKTKFL1010K-16	10	10	10	10	125	20	8	16	BTKFT16R (For Right-Hand Tool Holder) BTKFT16L (For Left-Hand Tool Holder)
BKTKFR1212K-16	BKTKFL1212K-16	12	12	12	12					
BKTKFR1616K-16	BKTKFL1616K-16	16	16	16	16		0			
BKTKFR2020K-16	BKTKFL2020K-16	20	20	20	20					
BKTKFR2525K-16	BKTKFL2525K-16	25	25	25	25					



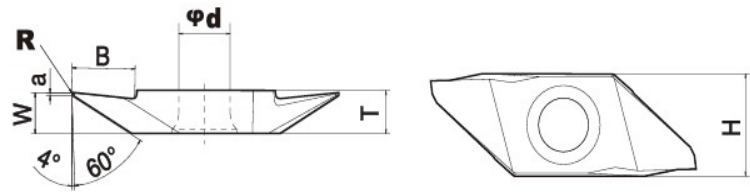

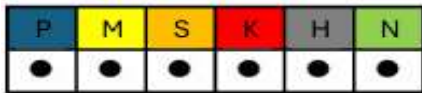
Code		Pitch		Dimensions					
Right	Left	ISO (mm)	ANSI (Inch/Teeth)	H	T	d	θ	R	S1
BTTP60FR-5A	BTTP60FL-5A	0,25-1,00	48-24	8,0	2,5	5,0	60°	0,05	0,50
BTTP55FR-5A	BTTP55FL-5A	0					55°		
BTTP60FR-5B	BTTP60FL-5B	0,25-1,00					60°		
BTTP55FR-5B	BTTP55FL-5B	0					55°		
BTTP60FR-N	BTTP60FL-N	0,50-2,00	48-12	8,0	2,5	5,0	60°	0,05	1,25
BTTP55FR-N	BTTP55FL-N	0					55°		
BTTPA60FR-5A	BTTPA60FL-5A	0,25-1,00	48-24	9,4	3,5	5,0	60°	0,05	0,50
BTTPA55FR-5A	BTTPA55FL-5A	0					55°		
BTTPA60FR-5B	BTTPA60FL-5B	0,25-1,00					60°		
BTTPA55FR-5B	BTTPA55FL-5B	0					55°		
BTTPA60FR-N	BTTPA60FL-N	0,50-3,00	48-8	9,4	3,5	5,0	60°	0,05	1,60
BTTPA55FR-N	BTTPA55FL-N	0	24-8				55°		

Note: BTTP/BTTPA Inserts are suitable with BCTP/BCTPA Tool Holders.





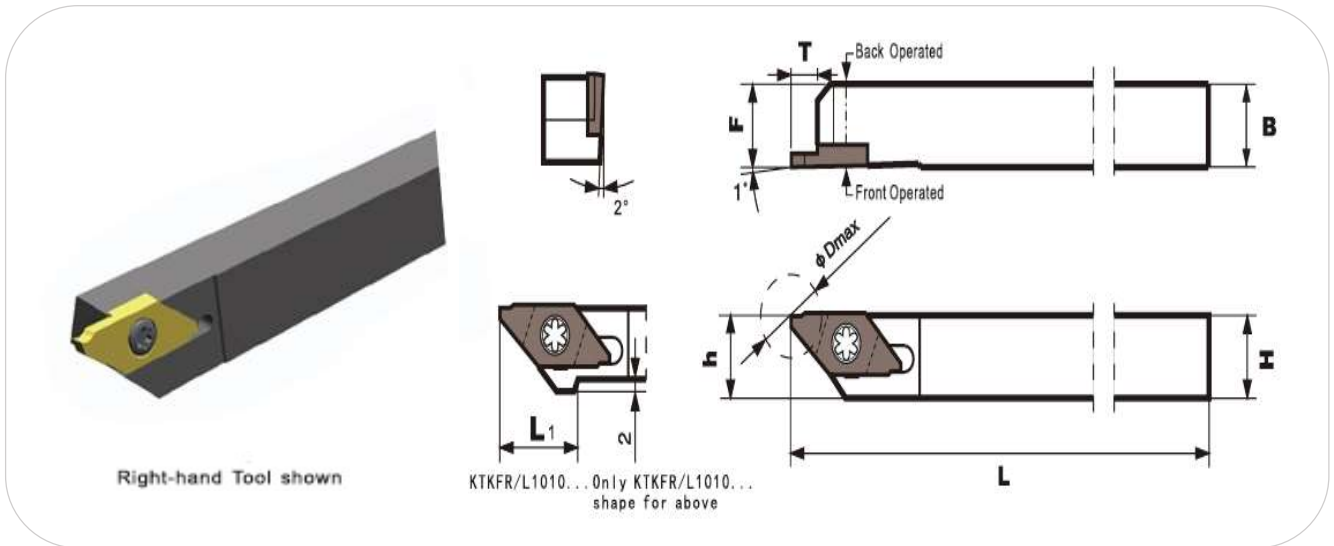
Code		Dimensions									Inserts
Right	Left	H	B	h	h1	h2	L	Dmax	Type		
BCTPR08	BCTPL08	8	10	8	8	4	120	12	A	BTTPPL (For Right-Hand Tool Holder) BTTP (For Left-Hand Tool Holder)	
BCTPR10	BCTPL10	10	10	10	10	2					
BCTPR12	BCTPL12	12	12	12	12	0					
BCTPR16	BCTPL16	16	16	16	16	0					
BCTPAR10	BCTPAL10	10	10	10	10	2	120	16	B	BTTPAL (For Right-Hand Tool Holder) BTTPAL (For Left-Hand Tool Holder)	
BCTPAR12	BCTPAL12	12	12	12	12	0					
BCTPAR16	BCTPAL16	16	16	16	16						
BCTPAR20	BCTPAL20	20	20	20	20						
BCTPAR25	BCTPAL25	25	25	25	25						



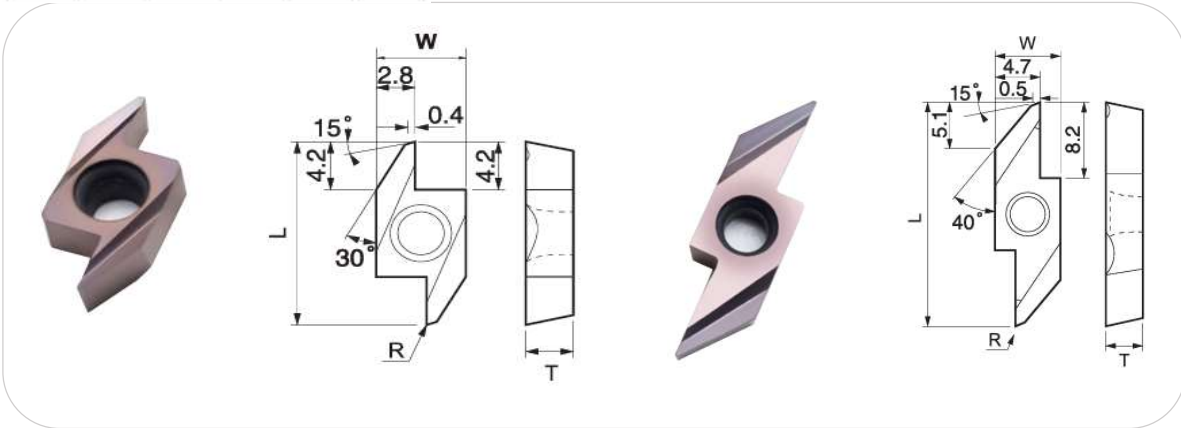
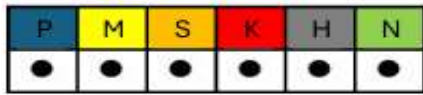
Right-hand Inserts shown

Code	Dimensions						
	W	B	T	H	d	a	R
BTKFB12R15005	1,5	2,6	3,0	8,7	5,2	0,25	0,05
BTKFB12R28005	2,0	4,6					0,05
BTKFB12R28010	2,5					0,10	
BTKFB16R38005	3,8	6,3	4,0	9,5		0,30	0,05
BTKFB16R38010							0,10

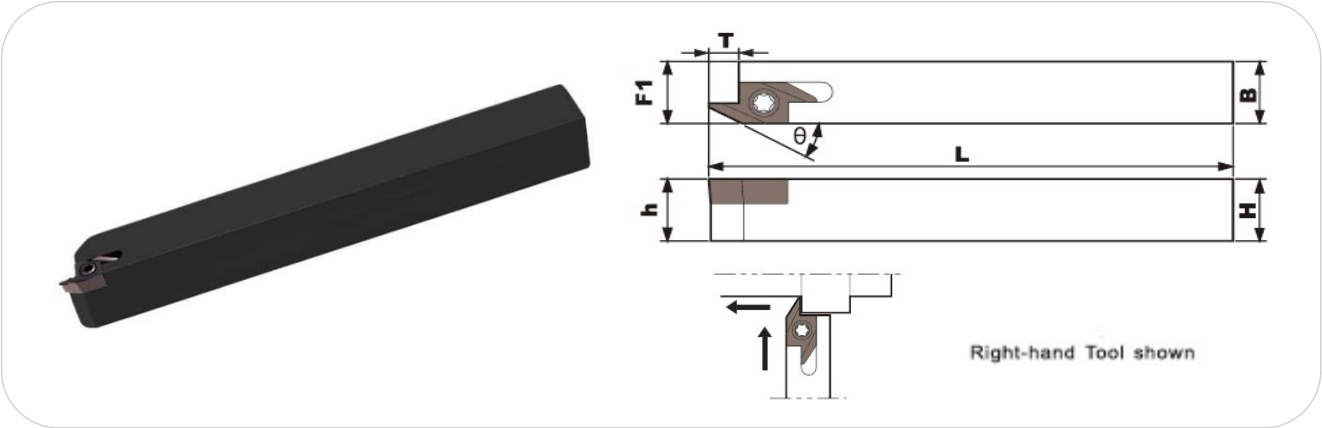
**Note: BTKFB12/16R Inserts are suitable with BKTKFR Tool Holders.**



Code		Dimensions								Inserts
Right	Left	H	B	h	F2	L	L1	T	Dmax	
BKTKFR1010K-12	BKTKFL1010K-12	10	10	10	10	125	15	6	12	BTKF12R (For Right-Hand Tool Holder) BTKF12L (For Left-Hand Tool Holder)
BKTKFR1212K-12	BKTKFL1212K-12	12	12	12	12					
BKTKFR1616K-12	BKTKFL1616K-12	16	16	16	16					
BKTKFR2020K-12	BKTKFL2020K-12	20	20	20	20					
BKTKFR1010K-16	BKTKFL1010K-16	10	10	10	10	125	20	8	16	BTKF16R (For Right-Hand Tool Holder) BTKF16L (For Left-Hand Tool Holder)
BKTKFR1212K-16	BKTKFL1212K-16	12	12	12	12					
BKTKFR1616K-16	BKTKFL1616K-16	16	16	16	16					
BKTKFR2020K-16	BKTKFL2020K-16	20	20	20	20					
BKTKFR2525K-16	BKTKFL2525K-16	25	25	25	25					

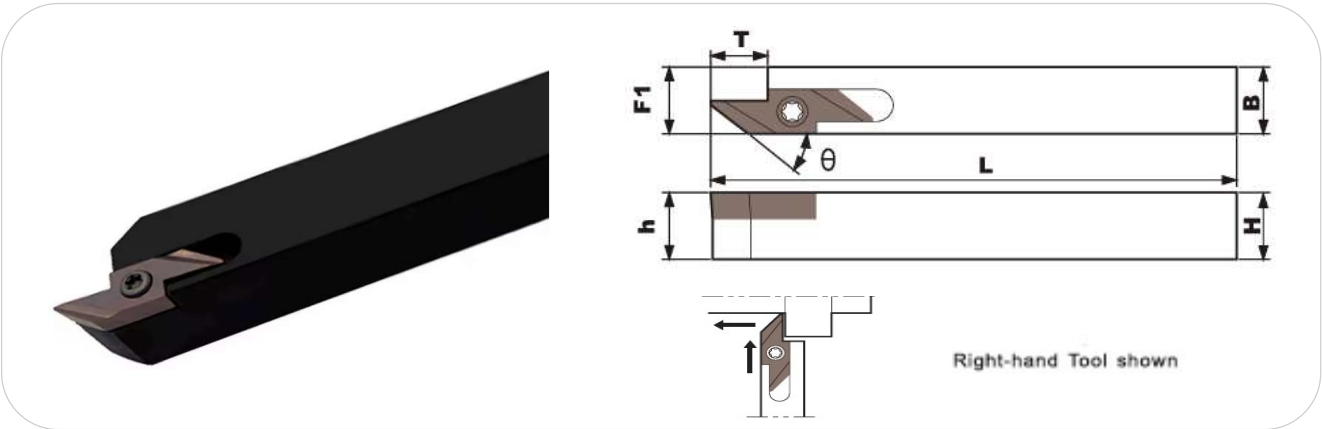


Code	Dimensions			
	L	W	T	R
BABS15R4005	15,4	7,0	3,97	0,05
BABS15R4015				0,15
BABWS23R5005	23,4	7,0	3,97	0,05
BABWS23R5015				0,15



Code	Dimensions							Inserts	
	H	h	B	F1	T	L	θ		
BSABSR1010K-40F	10	10	10	10,2	4,2	125	30°	BABS15R (For Right-Hand Tool Holder)	
BSABSR1212K-40F	12	12	12	12,2					
BSABSR1616K-40F	16	16	16	16,2					
BSABSR2020K-40F	20	20	20	20,2					

BABW-50F Back Turning Tool Holder



Code	Dimensions							Inserts	
	H	h	B	F1	T	L	θ		
BSABWR1010K-40F	10	10	10	10,2	8,2	125	40°	BABW23R (For Right-Hand Tool Holder)	
BSABWR1212K-40F	12	12	12	12,2					
BSABWR1616K-40F	16	16	16	16,2					
BSABWR2020K-40F	20	20	20	20,2					

# BOR CARBIDE



Yakuplu Mah. Hürriyet Bulvarı Skyport Residence  
No: 1 Kat: 3 No: 64-65 Beylikdüzü / İstanbul



0850 309 14 72



0850 522 34 03



[www.borcarbide.com](http://www.borcarbide.com)